



RadarTM LV4

KEEP OUT OF REACH OF CHILDREN CAUTION

Si usted no entiende la etiqueta, busque a alguien para que se la explique a usted en detalle.
(If you do not understand the label, find someone to explain it to you in detail.)

See inside booklet for additional PRECAUTIONARY STATEMENTS.

ACTIVE INGREDIENT:	
2-ethylhexyl ester of 2,4-dichlorophenoxyacetic acid*	63.7%
OTHER INGREDIENTS	36.3%
Total	100.0%

*Equivalent to 42.5% of 2,4-dichlorophenoxyacetic acid or 3.8 lb./gal.
Isomer specific by AOAC method.
Contains petroleum distillates.

MANUFACTURED FOR
GROWMARK INC.
1701 TOWANDA AVENUE
BLOOMINGTON, IL 61701

EPA Reg. No. 42750-15-534
EPA Est. No. 42750-MO-001

AD071309/100410A





FIRST AID	
IF SWALLOWED:	<ul style="list-style-type: none"> • Immediately call a poison control center or doctor. • Do not induce vomiting unless told to do so by a poison control center or doctor. • Do not give any liquid to the person. • Do not give anything by mouth to an unconscious person.
IF ON SKIN OR CLOTHING:	<ul style="list-style-type: none"> • Take off contaminated clothing. • Rinse skin immediately with plenty of water for 15-20 minutes. • Call a poison control center or doctor for treatment advice.
IF IN EYES:	<ul style="list-style-type: none"> • Hold eye open and rinse slowly and gently with water for 15-20 minutes. • Remove contact lenses, if present, after the first 5 minutes, then continue rinsing eye. • Call a poison control center or doctor for treatment advice.
HOT LINE NUMBER	
Have the product container or label with you when calling a poison control center or doctor, or going for treatment. You may also contact 1-800-424-9300 for emergency medical treatment information.	
NOTE TO PHYSICIAN: May cause chemical pneumonitis if aspirated. If lavage is performed, suggest endotracheal and/or esophagosopic control.	

PRECAUTIONARY STATEMENTS

HAZARDS TO HUMANS AND DOMESTIC ANIMALS

CAUTION

Harmful if swallowed or absorbed through skin. Causes moderate eye irritation. Avoid contact with skin, eyes, or clothing. Prolonged or frequently repeated skin contact may cause allergic skin reactions in some individuals.

PERSONAL PROTECTIVE EQUIPMENT

Some materials that are chemical-resistant to this product are neoprene or nitrile rubber. If you want more options, follow the instructions for Category *E* on an EPA chemical-resistance category selection chart.

All mixers, loaders, applicators, flaggers, and other handlers must wear:

1. Long-sleeved shirt and long pants.
2. Shoes and socks.
3. Protective eyewear.
4. Chemical-resistant gloves (except for pilots) when applying with any handheld nozzle or equipment, mixing or loading, cleaning up spills or equipment, or otherwise exposed to the concentrate.
5. Chemical-resistant apron when applying with any handheld nozzle or equipment, mixing or loading, cleaning up spills or equipment, or otherwise exposed to the concentrate.

See "Engineering Controls" for additional requirements.

Follow manufacturer's instructions for cleaning/maintaining PPE. If no such instructions for washables exist, use detergent and hot water. Keep and wash PPE separately from other laundry. After each day of use, clothing or PPE must not be reused until it has been cleaned.

ENGINEERING CONTROLS STATEMENTS

Pilots must use an enclosed cockpit that meets the requirements listed in the WPS for agricultural pesticides [40 CFR 170.240(d)(6)].

When handlers use enclosed cabs or aircraft in a manner that meets the requirements listed in the Worker Protection Standard (WPS) for agricultural pesticides [40 CFR 170.240(d)(4-6)], the handler PPE requirements may be reduced or modified as specified in the WPS.

USER SAFETY RECOMMENDATIONS

Users should:

- Wash hands before eating, drinking, chewing gum, using tobacco or using the toilet.
- Remove clothing/PPE immediately if pesticide gets inside. Then wash thoroughly and put on clean clothing.
- Remove PPE immediately after handling this product. Wash the outside of gloves before removing. As soon as possible, wash thoroughly and change into clean clothing.

ENVIRONMENTAL HAZARDS

This pesticide may be toxic to fish and aquatic invertebrates. Do not apply directly to water, or to areas where surface water is present, or to intertidal areas below the mean high water mark. Drift and runoff may be hazardous to aquatic organisms in water adjacent to treated areas. Do not contaminate water when disposing of equipment washwaters or rinsate. Apply this product only as directed on label.

This chemical has properties and characteristics associated with chemicals detected in groundwater. The use of this chemical in areas where soils are permeable, particularly where the water table is shallow, may result in groundwater contamination. Application around a cistern or well may result in contamination of drinking water or groundwater.





Most cases of groundwater contamination involving phenoxy herbicides such as 2,4-D have been associated with mixing/loading and disposal sites. Caution should be exercised when handling 2,4-D pesticides at such sites to prevent contamination of groundwater supplies.

Use of closed systems for mixing or transferring this pesticide will reduce the probability of spills. Placement of the mixing/loading equipment on an impervious pad to contain spills will help prevent groundwater contamination.

PHYSICAL AND CHEMICAL HAZARDS

Combustible. Do not use or store near heat or open flame (149 degrees Fahrenheit).

DIRECTIONS FOR USE

It is a violation of Federal Law to use this product in a manner inconsistent with its labeling.

Do not apply this product in a way that will contact workers or other persons, either directly or through drift. Only protected handlers may be in the area during application. For any requirements specific to your State or Tribe, consult the agency responsible for pesticide regulation.

Do not apply this product through any type of irrigation system.

AGRICULTURAL USE REQUIREMENTS

Use this product only in accordance with its labeling and with the Worker Protection Standard, 40 CFR Part 170. This Standard contains requirements for the protection of agricultural workers on farms, forests, nurseries, and greenhouses, and handlers of agricultural pesticides. It contains requirements for training, decontamination, notification, and emergency assistance. It also contains specific instructions and exceptions pertaining to the statements on this label about personal protective equipment (PPE) and restricted-entry interval. The requirements in this box only apply to uses of this product that are covered by the Worker Protection Standard.

Do not enter or allow worker entry into treated areas during the restricted-entry interval (REI) of 12 hours.

PPE required for early entry to treated areas that is permitted under the Worker Protection Standard and that involves contact with anything that has been treated, such as plants, soil, or water is:

1. Coveralls
2. Chemical-resistant gloves made of any waterproof material
3. Shoes plus socks, and
4. Protective eyewear.

NON-AGRICULTURAL USE REQUIREMENTS

The requirements in this box apply to uses of this product that are NOT within the scope of the Worker Protection Standard for agricultural pesticides (40 CFR Part 170). The WPS applies when this product is used to produce agricultural plants on farms, forests, nurseries, or greenhouses.

Do not allow people (or pets) to enter the treated areas until spray has dried.



STORAGE AND DISPOSAL

Do not contaminate water, food or feed by storage or disposal.

PESTICIDE STORAGE: Open dumping is prohibited. Do not store this product near fertilizers, seeds, insecticides, or fungicides. Do not store near heat or open flame. Reclose all partially used containers by thoroughly tightening screw cap. Absorb any spill with a suitable clay absorbent and dispose of as indicated under **Pesticide Disposal**. For safety and prevention of unauthorized use, all pesticides should be stored in locked facilities. To prevent accidental misuse, different pesticides should be stored in separate areas with enough distance between to provide clear identification. Opened, partially used pesticides should be stored in original labeled containers when possible. When transfer to another container is necessary because of leakage or damage, carefully mark and identify contents of the new container.

PESTICIDE DISPOSAL: Pesticide wastes are toxic. Improper disposal of excess pesticide, spray mixture, or rinsate is a violation of Federal law and may contaminate groundwater. If these wastes cannot be disposed of by use according to label instructions, contact your state Pesticide or Environmental Control Agency, or the Hazardous Waste Representative at the nearest EPA Regional Office for guidance.

CONTAINER DISPOSAL:

Non-refillable containers (1, 2.5, 30 & 55 gallons): Do not reuse or refill this container. Offer for recycling, if available. Triple rinse or pressure rinse container (or equivalent) promptly after emptying.

(non-refillable <5 gallons): Triple rinse as follows: Empty the remaining contents into application equipment or a mix tank and drain for 10 seconds after the flow begins to drip. Fill the container 1/4 full with water and recap. Shake for 10 seconds. Pour rinsate into application equipment or a mix tank or store rinsate for later use or disposal. Drain for 10 seconds after the flow begins to drip. Repeat this procedure two more times.

(non-refillable >5 gallons): Triple rinse as follows: Empty the remaining contents into application equipment or a mix tank. Fill the container 1/4 full with water. Replace and tighten closures. Tip container on its side and roll it back and forth, ensuring at least one complete revolution, for 30 seconds. Stand the container on its end and tip it back and forth several times. Turn the container over onto its other end and tip it back and forth several times. Empty the rinsate into application equipment or a mix tank or store rinsate for later use or disposal. Repeat this procedure two more times.

Pressure rinse as follows: Empty the remaining contents into application equipment or a mix tank and continue to drain for 10 seconds after the flow begins to drip. Hold container upside down over application equipment or mix tank or collect rinsate for later use for disposal. Insert pressure rinsing nozzle in the side of the container, and rinse at about 40 PSI for at least 30 seconds. Drain for 10 seconds after the flow begins to drip.

Refillable container (250 gallon & bulk): Refill this container with pesticide only. Do not reuse this container for any other purpose. Cleaning the container before final disposal is the responsibility of the person disposing of the container. Cleaning before refilling is the responsibility of the refiller.

GENERAL INFORMATION

Performance of this product may be affected by local conditions, crop varieties, and application method. User should consult local Extension Service, Agricultural Experiment or University Weed Specialists, and state regulatory agencies for recommendations in your area.

Best results are obtained when product is applied to young succulent weeds that are actively growing. The lower recommended rates will be satisfactory on susceptible annual weeds. For perennial weeds and conditions such as the very dry areas of the western states, where control is difficult, the higher recommended rates should be used.

When product is used for weed control in crops, the growth stage of the crop must be considered.

Some plants and weeds, especially woody varieties, are difficult to control and may require repeat applications.

Application rates should be 2 to 10 gallons of total spray by air or 5 to 25 gallons by ground equipment unless otherwise directed. In either case, use the same amount of 2,4-D recommended per acre. For crop uses, do not mix with oil, surfactants, or other adjuvants unless specifically recommended. To do so may reduce herbicide's selectivity and could result in crop damage.

Aerial applications should be used only when there is no danger of drift to susceptible crops. Many states have regulations concerning aerial application of 2,4-D formulations. Consult local regulatory authorities before making applications. Although this product is a low-volatile formulation, at temperatures above 90°F vapors may damage susceptible crops growing nearby.

Product should not be allowed to come into contact with desirable, susceptible plants such as beans, cotton, fruit trees, grapes, legumes, ornamentals, peas, tomatoes, and other vegetables. Product should not be used in greenhouses. Excessive amounts of this product in the soil may temporarily inhibit seed germination and all plant growth.

If stored below freezing, efficacy is not affected if product is warmed to 40°F and agitated before using.

Spray equipment used to apply 2,4-D should not be used for any other purpose until thoroughly cleaned.

Spray Preparation: Add the recommended amount of product to approximately 1/2 the volume of water to be used for spraying. Agitate well, then add the remainder of the water. Continue agitation during application until spray tank is empty.

TANK MIXING PRECAUTIONS:

- Read carefully and follow all applicable use directions, precautions and limitations on the respective product labels.
- Do not exceed recommended application rates. Do not tank mix with another pesticide product that contains the same active ingredient as this product unless the label of either tank mix partner specifies the maximum dosage that may be used.



USE IN LIQUID NITROGEN FERTILIZER: Product may be combined with liquid nitrogen fertilizer suitable for foliage application in corn, grass, pastures, or small grains in one operation. Use product according to directions on this label for those crops. Use liquid nitrogen fertilizer at rates recommended by supplier or Extension Service Specialist. Mix the product and fertilizer according to the following instructions:

Fill the spray tank approximately 1/2 full with the liquid nitrogen fertilizer. Add the product while agitating the tank. Add the remainder of the fertilizer while continuing to agitate. Apply immediately, maintaining agitation during application until tank is empty. **DO NOT APPLY DURING COLD (NEAR FREEZING) WEATHER.** Spray mixture must be used immediately and may not be stored.

Note: (1) If good, continuous agitation is not maintained, separation of the spray mixture and/or clogging of the nozzles is likely to occur.

Note: (2) If user's spray program includes frequent application of 2,4-D in liquid fertilizer, consideration should be given to using SOLVE™ 2,4-D which is specially designed and formulated for such use.

SPRAYER CLEAN-OUT

To avoid injury to desirable plants, equipment used to apply this product should be thoroughly cleaned before re-use or applying other chemicals:

1. Rinse and flush application equipment thoroughly after use at least three times with water. Dispose of all rinse water by application to treatment area or apply to non-cropland area away from water supplies.
2. During the second rinse, add 1 quart of household ammonia for every 25 gallons of water. Circulate the solution through entire system so that all internal surfaces are contacted (15–20 minutes). Let the solutions stand for several hours, preferably overnight.
3. Flush the solution out of the spray tank through the boom.
4. Rinse the system twice with clean water, recirculating and draining each time.
5. Remove the nozzles and screens and clean separately.
6. If equipment is to be used to apply another pesticide or agricultural chemical to a 2,4-D susceptible crop, additional steps may be required to remove all traces of 2,4-D including cleaning of disassembled parts and replacement of hoses or other fittings that may contain absorbed 2,4-D.

SPRAY DRIFT MANAGEMENT

A variety of factors including weather conditions (e.g., wind direction, wind speed, temperature, relative humidity) and method of application (e.g., ground, aerial, airblast, chemigation) can influence pesticide drift. The applicator must evaluate all factors and make appropriate adjustments when applying this product.

Droplet Size

When applying sprays that contain 2,4-D as the sole active ingredient, or when applying sprays that contain 2,4-D mixed with active ingredients that require a Coarse or coarser spray, apply only as a Coarse or coarser spray (ASAE standard 572) or a volume mean diameter of 385 microns or greater for spinning atomizer nozzles.

When applying sprays that contain 2,4-D mixed with other active ingredients that require a Medium or more fine spray, apply only as a Medium or coarser spray (ASAE standard 572) or a volume mean diameter of 300 microns or greater for spinning atomizer nozzles.

Wind Speed

Do not apply at wind speeds greater than 15 mph. Only apply this product if the wind direction favors on-target deposition and are not sensitive areas (including, but not limited to, residential areas, bodies of water, known habitat for nontarget species, nontarget crops) within 250 feet downwind. If applying a Medium spray, leave one swath unsprayed at the downwind edge of the treated field.

Temperature Inversions

If applying at wind speeds less than 3 mph, the applicator must determine if: a) conditions of temperature inversion exist, or b) stable atmospheric conditions exist at or below nozzle height. Do not make applications into areas of temperature inversions or stable atmospheric conditions.

2,4-D esters may volatilize during conditions of low humidity and high temperatures. Do not apply during conditions of low humidity and high temperatures.

Susceptible Plants

Do not apply under circumstances where spray drift may occur to food, forage, or other plantings that might be damaged or crops thereof rendered unfit for sale, use or consumption. Susceptible crops include, but are not limited to cotton, okra, flowers, grapes (in growing stage), fruit trees (foliage), soybeans (vegetative stage), ornamentals, sunflowers, tomatoes, beans, and other vegetables, or tobacco. Small amounts of spray drift that might not be visible may injure susceptible broadleaf plants.

Other State and Local Requirements

Applicators must follow all state and local pesticide drift requirements regarding application of 2,4-D herbicides. Where states have more stringent regulations, they must be observed.

Equipment

All aerial equipment and ground application equipment must be properly maintained and calibrated using appropriate carriers or surrogates.

For aerial equipment, the boom length must not exceed 75% of the wingspan or 90% of the rotor blade diameter.

Release spray at the lowest height consistent with efficacy and flight safety. Do not release spray at a height greater than 10 feet above the crop canopy unless a greater height is required for aircraft safety. This requirement does not apply to forestry or rights-of-way applications.

When applications are made in a crosswind, the swath will be displaced downwind. The applicator must compensate for this by adjusting the path of the aircraft upwind.

For ground boom application, do not apply with a nozzle height greater than 4 feet above the crop canopy.





APPLICATION INSTRUCTIONS

Spray Volume: Apply with calibrated air or ground equipment using sufficient spray volume to provide adequate coverage of target weeds or as otherwise directed in specific use directions. For broadcast application, apply the recommended rate of this product in a spray volume of 2 or more gallons per acre by air and 10 or more gallons per acre for ground equipment. Where states have regulations, that specify minimum spray volumes, they should be observed. In general, spray volume should be increased as crop canopy, height and weed density increase in order to obtain adequate spray coverage. Do not apply less than 2 gallons total spray volume per acre.

Application Rates: Generally, lower rates in recommended rate ranges will be satisfactory for more sensitive weeds species, when weeds are small, and when environmental conditions are favorable for rapid growth. Use higher rates in the recommended rate range for less sensitive species and under less favorable growing conditions. For crop uses, do not mix with emulsifiable oil or other adjuvants unless specifically recommended on this label. Deep-rooted perennial weeds such as Canada thistle and field bindweed and many woody plants usually require repeated applications for effective control.

Spot Treatments

To prevent misapplication, spot treatments should be applied with a calibrated boom or with hand sprayers using a fixed spray volume per 1,000 sq. ft. as indicated below.

Hand-Held Sprayers: Hand-held sprayers may be used for spot applications of Radar™ LV 4 in labeled crops. Care should be taken to apply the spray uniformly and at a rate equivalent to a broadcast application. Application rates in the table are based on the application rate for an area of 1,000 sq. ft. Mix the amount of Radar™ LV 4 (fl. oz. or ml) corresponding to the desired broadcast rate in one (1) or more gallons of spray. To calculate the amount of Radar™ LV 4 required for larger areas, multiply the table value (fl. oz. or ml) by the thousands of sq. ft. to be treated. An area of 1,000 sq. ft. is approximately 10.5 x 10.5 yards (strides) in size. To calculate the amount of Radar™ LV 4 required for a broadcast rate higher than those listed, use a multiple of the table value, for example, if a spot treatment required the equivalent of an 8 pts. per acre, use 2X the amount per gallon of spray required for the 4 pts./acre rate.

Rate Conversion Table for Spot Treatment:

Label Broadcast Rate (pts./acre)							
1/2	2/3	3/4	1	2	3	4	8
Equivalent Amount of Radar™ LV 4 per 1,000 sq. ft.							
1/5 fl. oz.† (5.5 ml)	1/4 fl. oz. (7.3 ml)	1/3 fl. oz. (8.3 ml)	3/8 fl. oz. (11 ml)	3/4 fl. oz. (22 ml)	1 fl. oz. (30 ml)	1-1/2 fl. oz. (44 ml)	3 fl. oz. (88 ml)

† Conversion factors: 1 pt. = 16 fl. oz.; 1 fl. oz. = 29.6 (30) ml

Band Application: Radar™ LV 4 may be applied as a band treatment. Use the formulas below to determine the appropriate rate and volume per treated acre.

$$\frac{\text{Band width in inches}}{\text{Row width in inches}} \times \text{Broadcast rate per acre} = \text{Band rate per treated acre}$$

$$\frac{\text{Band width in inches}}{\text{Row width in inches}} \times \text{Broadcast volume per acre} = \text{Band volume per treated acre}$$

WHERE TO USE

This product is used to control broadleaf weeds in cereal crops, corn, soybeans, and sorghum; weeds and brush in rangeland, pastures, rights-of-way, and similar noncrop uses.





WEEDS CONTROLLED

Annual or Biennial Weeds

beggarticks ⁽¹⁾	hemp, wild	mustards (except blue mustard)	sicklepod
bittercress, smallflowered ⁽²⁾	horseweed (marestail) ⁽²⁾	parsnip, wild	smartweed (annual species) ⁽¹⁾⁽²⁾
bitterweed	jewelweed	pennycress (fanweed)	sneezeweed, bitter
broomweed, common ⁽¹⁾	jimsonweed	pepperweeds (<i>Lepidium</i> spp.) ⁽¹⁾⁽²⁾	sowthistle, annual
burdock, common	knotweed ⁽¹⁾	pigweeds (<i>Amaranthus</i> spp.) ⁽¹⁾	sowthistle, spiny
buttercup, smallflowered ⁽¹⁾⁽²⁾	kochia	poorjoe	spanishneedles
carpetweed	lambquarter, common	primrose, common	sunflower
cinquefoil, common ⁽²⁾	lettuce, prickly ⁽¹⁾⁽²⁾	purslane, common ⁽²⁾	sweetclover
cinquefoil, rough ⁽²⁾	lettuce, wild	pusley, Florida	tansymustard
cocklebur, common	lupine	radish, wild	thistle, bull
coffeeweed	mallow, little ⁽¹⁾	ragweed, common	thistle, musk ⁽¹⁾
copperleaf, Virginia ⁽²⁾	mallow, Venice ⁽¹⁾	ragweed, giant	thistle, Russian (tumbleweed) ⁽¹⁾
croton, Texas	marshelder	rape, wild	velvetleaf
croton, woolly	morningglory, annual	rocket, yellow	vetches
fixweed	morningglory, ivy	salsify, common ⁽¹⁾	
galinsoga	morningglory, woolly	salsify, western ⁽¹⁾	
geranium, Carolina ⁽²⁾	mousetail ⁽²⁾	shepherdspurse	

Perennial Weeds

Alfalfa ⁽¹⁾⁽²⁾	bullnettle ⁽¹⁾⁽²⁾	dogbanes ⁽¹⁾	onion, wild ⁽¹⁾
artichoke, Jerusalem ⁽¹⁾	carrot, wild ⁽¹⁾	eveningprimrose, cutleaf ⁽²⁾	penywort
aster, many-flower ⁽¹⁾	catnip	garlic, wild	plantains
Austrian fieldcress ⁽¹⁾	chicory	goldenrod	ragwort, tansy ⁽¹⁾
bindweed (hedge, field and European) ⁽¹⁾⁽²⁾	clover, red ⁽¹⁾⁽²⁾	hawkweed, orange ⁽¹⁾	sowthistle, perennial
blue lettuce	coffeeweed	healall	thistle, Canada ⁽¹⁾⁽²⁾
blueweed, Texas	cress, hoary ⁽¹⁾	ironweed, western ⁽²⁾	vervains ⁽¹⁾
broomweed	dandelion	ivy, ground ⁽¹⁾	wormwood
	docks ⁽¹⁾	netties (including stinging) ⁽¹⁾	

⁽¹⁾Difficult-to-Control Weeds: These weeds are only partially controlled and may require repeat applications and/or use of the higher recommended rate of this product even under ideal conditions of application.

⁽²⁾This product may not be used to control this weed species in the state of California.

CROPS

CEREAL GRAINS (Wheat, Barley, Millet, Oats, Rye) (Not underseeded with Legumes)

Crop/Application Timing	Radar™ LV 4 (pt./acre)	Specific Use Directions
Wheat, Barley, Millet Rye Annual and biennial Broadleaf weeds	1/2 to 2 †	Apply after crop is fully tillered, but before boot stage of growth (usually 4 to 8 inches tall) and weeds are small. Do not apply before tillering or from early boot through the milk stage of growth.
Perennial broadleaf weeds	1 to 2-1/2 †	
Oats (Spring-Seeded)	1/2	Apply after crop is fully tillered, but before boot stage of growth (usually 4 to 8 inches tall) and weeds are small. Do not apply before tillering or from early boot through the milk stage of growth. Do not apply during or immediately following cold weather.
(Fall-Seeded Southern)	3/4 to 1-1/4 †	
Preharvest application (all cereals)	1	Apply using air or ground equipment to control weeds that could interfere with harvest, or to suppress perennial weeds. Apply when grain is in dough stage. Do not apply from early boot through the milk stage of growth.

† Use the lower rate in the rate range if small annual or biennial weeds are the major problem. Use the higher rate if perennial weeds or biennial weeds are present that are considered to be hard-to-kill as determined by local experience. Higher rates increase the risk of crop injury and should be used only where weed control justifies such risk. Do not apply Radar™ LV 4 at the crop seedling stage of growth. Consult state agricultural experiment station or extension service weed specialists for recommendations or suggestions to fit local conditions.

(continued)



**CEREAL GRAIN RESTRICTIONS:**

- Postemergence: Make no more than one application per crop cycle.
- Postemergence: Do not apply more than 2-1/2 pints per acre per application.
- Preharvest: Make no more than one application per crop cycle.
- Preharvest: Do not apply more than 1 pint per acre per application.
- Pre-Harvest Interval is 14 days.

Radar™ LV 4 contains 0.47 pound a.e. of 2,4-D per pint. When tank mixing with products that contain 2,4-D, do not exceed a combined total of 1.75 pounds of a.e. per acre per year.

CORN (Field Corn, Popcorn and Sweet Corn)

Application Timing/ Stage of Growth	Radar™ LV 4 (pt./acre)	Specific Use Directions
Preplant (Burndown) Preemergence (Field corn, popcorn, and sweet corn)	1 to 2	General: For best results, growth conditions should be favorable for active weed growth. Use high rate in rate range for less susceptible weeds, cover crops such as alfalfa, weeds in advanced stages of development, or under less favorable growth conditions. Preplant: Apply 7 to 14 days before planting corn to control emerged broadleaf weed seedlings or existing cover crops. Preemergence: Apply any time after planting, but before corn emergence to control broadleaf weed seedlings or existing cover crops. Do not use on light sandy soils.
Postemergence (Field corn, popcorn, and sweet corn) Annual broadleaf weeds Crop up to 8 inches tall	1/2 to 1	Apply when weeds are small and corn is less than 8 inches tall (to top of canopy). If corn is more than 8 inches tall, use drop nozzles to keep spray off foliage. Treat perennial weeds when they are in bud to bloom stage. Do not apply from tasseling to hard dough stage. Note: Corn treated with 2,4-D may become temporarily brittle. Wind or cultivation may cause stem breakage during the period of time that corn is brittle. Sweet corn: To minimize potential for crop injury, use only lowest rate in rate range.
Crop 8 inches tall to tasseling (directed spray only)	1	
Perennial broadleaf weeds	1	
Preharvest (Field corn and popcorn only)	Up to 3	Apply after corn is in hard dough (or denting) stage. Do not make preharvest applications to sweet corn.

CORN RESTRICTIONS:

- Do not use treated crop as fodder for 7 days following last application.
- Preplant or Pre-emergence:
 - Make no more than one application per crop cycle.
 - Do not apply more than 2 pints per acre per application.
- Postemergence:
 - Make no more than one application per crop cycle.
 - Do not apply more than 1 pint per acre per application.
- Minimum spray interval between applications for sweet corn is 21 days.
- Preharvest:
 - Make no more than one application per crop cycle.
 - Do not apply more than 3 pints per acre per application.
 - Corn (Field and Pop) Pre-Harvest Interval is 7 days.
 - Corn (Sweet) Pre-Harvest Interval is 45 days.

Radar™ LV 4 contains 0.47 pound a.e. of 2,4-D per pint. When tank mixing with products that contain 2,4-D, do not exceed a combined total of 3.0 pounds of a.e. per acre per year for Field and Pop Corn.

Do not exceed a combined total of 1.5 pounds of a.e. per acre for Sweet Corn.





SORGHUM (Grain Sorghum [Milo] and Forage Sorghum)

Application Timing/ Stage of Growth	Radar™ LV 4 (pt./acre)	Specific Use Directions
Postemergence† Crop 6–8 inches tall	1/2 to 1 †	Apply when sorghum is 6 to 15 inches tall. If sorghum is more than 8 inches tall (top of canopy), use drop nozzles to keep spray off of foliage. Do not use with oil or other adjuvants. Do not treat during boot, flowering or dough stage.
Crop 8–15 inches tall (directed spray only)	3/4 to 1	

† Temporary crop injury can be expected under conditions of high soil moisture and high air temperatures. If it is necessary to apply Radar™ LV 4 under these conditions, use no more than 2/3 pint per acre.

SORGHUM RESTRICTIONS:

- Do not apply more than 1 pint per acre per application.
- Do not make more than 1 post-emergence application per year.
- Pre-Harvest interval is 30 days.
- Do not permit meat or dairy animals to consume treated crop as fodder or forage for 30 days following application.

Radar™ LV 4 contains 0.47 pound a.e. of 2,4-D per pint. When tank mixing with products that contain 2,4-D, do not exceed a combined total of 0.5 pound of a.e. per acre per year for sorghum.

SOYBEANS (Pre-plant Burndown Application Only) (Not for Use in California)

Application Timing	Radar™ LV 4 (pt./acre)	Specific Use Directions
Preplant (Burndown)	3/4 to 1	Apply not less than 7 days before planting soybeans. See Use Precautions and Restrictions below.
	1 to 2	Apply not less than 15 days before planting soybeans. See Use Precautions and Restrictions below.

General Use Directions: Use Radar™ LV 4 to control emerged broadleaf weeds or existing cover crops. For best results, apply when weeds are small and actively growing. Use the higher rate in the respective rate range for larger weeds and when perennials are present. Compatible crop oil concentrates, agricultural surfactants and fluid fertilizers approved for use on growing crops may be added to spray mixtures to increase the herbicidal effectiveness on certain weeds. Read and follow all directions and precautions on this label and on the label of each product added to the spray mixture.

SOYBEAN RESTRICTIONS

- Pre-plant (2 application option):
 - Do not apply more than 1 pint per acre per preplant application.
 - Do not apply within 7 days of planting soybeans.
- Pre-plant (single application option):
 - Do not apply more than 2 pints per acre.
 - Do not apply within 15 days of planting soybeans.
- Do not use on sandy soils with less than 1% organic matter.
- Do not replant fields treated with Radar™ LV 4 in the same growing season with crops other than those labeled for use with Radar™ LV 4.
- Livestock Feeding Restrictions: Do not feed hay, forage or fodder. Restrict livestock from grazing treated fields. Livestock should be restricted from feeding/grazing of treated cover crops.
- In fields previously treated with Radar™ LV 4, plant soybean seed as deep as practical but not less than 1 inch deep. Adjust the planter, if necessary, to ensure that planted seed is completely covered.

Radar™ LV 4 contains 0.47 pound a.e. of 2,4-D per pint. When tank mixing with products that contain 2,4-D, do not exceed a combined total of 1.0 pound of a.e. per acre per crop cycle.





ORNAMENTAL TURF (Excluding Grasses Grown For Seed or Sod Farms)

(Includes lawns, golf courses, cemeteries and parks, airfields, roadsides, sports fields, turfgrass lawns and other grass areas)

Treatment Site (Application Timing)	Radar™ LV 4 (pt./acre)	Specific Use Directions
Ornamental Turf (Postemergence) Seedling grass (five-leaf stage or later)	3/4 to 1	Apply when weeds are small and actively growing. For best results, apply when soil moisture is adequate for active weed growth. Deep-rooted perennial weeds such as bindweed and Canada thistle may require repeat applications. Do not apply to newly seeded grasses until well established (five-leaf stage or later) and then use a maximum of 1 pt./acre. Cool-season grasses are tolerant of higher rates.
Well-established grasses	2 to 3	
Biennial and perennial broadleaf weeds	3	

GRASSES GROWN FOR SEED OR SOD

Agricultural Use Requirements: When used in grass grown for seed or sod farms, follow PPE and reentry instructions in the "Agricultural Use Requirements" section of this label.

Treatment Site (Application Timing)	Radar™ LV 4 (pt./acre)	Specific Use Directions
Grasses Grown for Seed (Postemergence Use) Seedling grass (five-leaf stage or later)	3/4 to 1	Apply when weeds are small and actively growing. For best results, apply when soil moisture is adequate for active weed growth. Do not apply to newly seeded grasses until well established (five-leaf stage or later) and then use a maximum of 1 pt./acre. Cool-season grasses are tolerant of higher rates. Do not apply to grass in the early boot through milk stage if seed production is desired.
Well-established grasses	1 to 4	
Sod Farms (Postemergence)	2 to 4	When grass is well established, higher rates of up to 4 pints/acre may be applied for control of hard-to-kill annual or perennial weeds. Deep-rooted perennials such as bindweed and Canada thistle may require repeat applications. Avoid mowing sod farms for 1 to 2 days before or after application. Delay irrigation until the day following application.

PRECAUTIONS:

- Do not use on creeping grasses such as bentgrass except for spot treatment
- Do not use on susceptible southern grasses such as St. Augustine.
- Do not use on dichondra or other herbaceous ground covers; legumes may be damaged or killed.
- Do not reapply to a treated area within 21 days of a previous application.
- Reseeding: Delay reseeding at least 30 days following application. Preferably, with spring application reseed in the fall and with fall applications, reseed in the spring.

GRASS GROWN FOR SEED OR SOD RESTRICTIONS:

- Limited to 2 applications per year.
- Maximum of 2.0 lbs. a.e./acre per application.
- Minimum of 21 days between applications.

ORNAMENTAL TURFGRASS RESTRICTIONS:

- Do not apply more than 3 pints per acre per application.
- Do not make more than 2 applications per year.
- Minimum spray interval between broadcast applications is 30 days.

Radar™ LV 4 contains 0.47 pound a.e. of 2,4-D per pint. When tank mixing with products that contain 2,4-D, do not exceed a combined total of 4.0 pounds of a.e. per acre per year (excluding spot treatments).





FALLOWLAND AND CROP STUBBLE

Fallowland is considered to be idle cropland, postharvest to crops or between crops.

Type of Weeds	Radar™ LV 4 (pt./acre)	Specific Use Directions
Annual broadleaf weeds	1 to 2	Use a lower rate in the rate range when weeds are small (2 to 3 inches tall) and conditions are favorable for active growth and a higher rate when weeds are larger and/or growing conditions are less favorable.
Biennial broadleaf weeds	2 to 4	Apply when musk thistles or other biennial species are in the seedling to rosette stage and before development of flower stalks. Use lower rates in the spring during the rosette stage and the highest rate in the fall or when flower stalks have developed.
Perennial broadleaf weeds	2 to 4	Apply when perennial weeds are in bud or bloom stage and actively growing. Do not disturb treated areas for at least 2 weeks after application or until top growth is dead.
Wild garlic and onion in crop stubble	4	Apply to new regrowth of wild garlic or onion that occurs in the fall after harvest of other crops.

FALLOWLAND RESTRICTIONS:

- Make no more than two applications per year.
- Do not apply more than 4 pints per acre per application.
- Minimum spray interval between applications is 30 days.
- Plant only labeled crops within 29 days following last application.
- If grass is to be cut for hay, Agricultural Use Requirements for the Worker Protection Standard are applicable.

Radar™ LV 4 contains 0.47 pound a.e. of 2,4-D per pint. When tank mixing with products that contain 2,4-D, do not exceed a combined total of 2.0 pounds of a.e. per acre per year.

RANGELAND, ESTABLISHED GRASS PASTURES**(Including Perennial Grasslands Not In Agricultural Production Such As Conservation Reserve Program Acres)**

Target Weeds or Woody Plants	Radar™ LV 4 (pt./acre)	Specific Use Directions
Annual broadleaf weeds	2	For best results, apply when weeds are small and growing actively before the bud stage. Apply when musk thistles or other biennial species are in the seedling to rosette stage and before flower stalks appear. Refer to the "Weeds Controlled" section for a listing of susceptible weed species and weeds that may be only partially controlled and require repeat applications and/or use of higher recommended rates, even under ideal conditions of application.
Biennial and perennial broadleaf weeds	2 to 4	
Spot Treatment to control broadleaf weeds	See Instructions for "Spot Treatment"	Note: To control broadleaf weeds in small areas with a hand sprayer, use an application rate equivalent to the broadcast rates recommended for this treatment site and spray to thoroughly wet all foliage. See rate conversion table and instructions for "Spot Treatment" and use of hand-held sprayers under "Application Instructions."
Basal spray, cut surface, frill and girdle, and Tree injection application methods		Refer to the "Forestry Uses" section for specific use instructions for these application methods.
Wild garlic and wild onion	4	Make three applications (fall-spring-fall or spring-fall-spring) starting in late fall or early spring.
Broadleaf weed control in newly sprigged coastal bermudagrass	2 to 4	Applications may be made either preemergence or post-emergence. Follow "Specific Use Directions" for Rangeland and Established Grass Pastures, above.
Sand shinnery oak Sand sagebrush	2	Sand shinnery oak: Apply by aircraft between May 15 and June 15. Sand Sagebrush: Apply by ground or aircraft when foliage is fully expanded and plants are actively growing. Use a 1:4 oil-water emulsion as carrier and a spray volume of 3 to 5 gallons per acre.
Big sagebrush Rabbitbrush	4	Apply by ground or aircraft when foliage is fully expanded and plants are actively growing. Use a 1:4 oil-water emulsion as carrier and a spray volume of 3 to 5 gallons per acre. Retreatment may be needed.
Chamise, manzanita, Buckbrush, coastal sage, coyotebrush, and chaparral species	4	Apply by ground or aircraft when foliage is fully expanded and plants are actively growing. Use a 1:4 oil-water emulsion as carrier and a spray volume of 5 to 10 gallons per acre. Retreatment may be needed.
Southern wild rose Broadcast application	up to 4	Broadcast: Apply in spray volume of 5 or more gallons per acre by aircraft or 10 or more gallons per acre by ground equipment. Spot treatment: Apply when foliage is well developed. Thorough coverage is required. Use 1 gallon of 2,4-D LV4 plus 4 to 8 fluid ounces of an agricultural surfactant per 100 gallons of water. Two or more treatments may be required. Do not exceed 4 pts. per acre per application.
Spot treatment	1 gal./100 gals. of spray	
CRP Acres	For program lands such as CRP, consult program rules to determine whether grass or hay may be used. The more restrictive requirements of the program rules or this label must be followed.	

RANGELAND & PASTURE RESTRICTIONS:

- Livestock Feeding Restrictions:
 - Do not graze dairy animals on treated areas within 7 days after application.
 - Do not graze meat animals on treated areas within 3 days before slaughter.
 - Do not cut treated grass for hay within 30 days after application.
 - For government program grasslands, follow program grazing restrictions if more restrictive than those given above.
- Do not apply more than 4 pints per acre per application.
- Do not make more than 2 applications per year.
- Minimum spray interval between applications is 30 days.
- Do not apply more than 8 pints per acre per year.
- If grass is to be cut for hay, Agricultural Use Requirements for the Worker Protection Standard are applicable.

Radar™ LV 4 contains 0.47 pound a.e. of 2,4-D per pint. When tank mixing with products that contain 2,4-D, do not exceed a combined total of 4.0 pounds of a.e. per acre per year.

For program lands, such as Conservation Reserve Program, consult program rules to determine whether grass or hay may be used. The more restrictive requirements of the program rules or this label must be followed.



NON-CROPLAND AREAS

Such as fencerows, hedgerows, roadsides, ditches, rights-of-way, utility power lines, railroads, airports, and other industrial sites

Treatment Site Method of Application	Radar™ LV 4 (pt./acre)	Specific Use Directions
Annual broadleaf weeds	2 to 4	Apply when annual weeds are small and growing actively before the bud stage. Biennial and perennial weeds should be rosette to bud stage, but not flowering at the time of application. For difficult-to-control perennial broadleaf weeds and woody species, tank mix up to 4 qts. of Radar™ LV 4 plus 1 to 4 qts. of Garlon 3A per acre. Oil or wetting agent may be added to the spray, if needed for increased effectiveness. For ground application: (High volume) apply a total spray volume of 100 to 400 gallons per acre; (low volume) apply a total spray volume of 10 to 100 gallons per acre. For helicopter: Apply a total spray volume of 5 to 30 gallons per acre.
Biennial and perennial broadleaf weeds and susceptible woody plants	4 to 8	
Spot Treatment to control broadleaf weeds	See Instructions for "Spot Treatment"	Note: To control broadleaf weeds in small areas with a hand sprayer, use an application rate equivalent to the broadcast rates recommended for this treatment site and spray to thoroughly wet all foliage. See rate conversion table and instructions for "Spot Treatment" and use of hand-held sprayer under "Application Instructions."
Basal spray, cut surface, frill and girdle, and Tree injection application methods		Refer to "Forestry Uses" section for specific use instructions for these application methods.
Southern wild rose Broadleaf application	up to 4	Broadcast: Apply in a spray volume of 5 or more gallons per acre by aircraft or 10 or more gallons per acre by ground equipment. Apply when foliage is well developed. Thorough coverage is required. Use 4 qts. of Radar™ LV 4 plus 4 to 8 fluid ounces of an agricultural surfactant per 100 gallons of water. Two or more treatments may be required.
Spot treatment	1 gal./100 gals. of spray	

NON-CROPLAND RESTRICTIONS:

- Postemergence (annual & perennial weeds):
 - Do not make more than 2 applications per year.
 - Do not apply more than 4 pints per acre per application.
 - Minimum spray interval between applications is 30 days.
- Postemergence (woody plants):
 - Do not make more than 1 application per year.
 - Do not apply more than 8 pints per acre per application.
- Applications to non-cropland areas are not applicable to treatment of commercial timber or other plants being grown for sale or other commercial use, or for commercial seed production, or for research purposes.

Radar™ LV 4 contains 0.47 pound a.e. of 2,4-D per pint. When tank mixing with products that contain 2,4-D, do not exceed a combined total of 4.0 pounds of a.e. per acre per year.



FORESTS – Forest site preparation, forest roadsides, brush control, established conifer release (Including Christmas trees and reforestation areas)

Treatment Site Method of Application	Radar™ LV 4 (pt./acre)	Specific Use Directions
Annual Weeds	2 to 4 pts./acre	Apply when weeds are small and growing actively before the bud stage. Apply when biennial and perennial species are in the seedling to rosette stage and before flower stalks appear. For difficult-to-control perennial broadleaf weeds and woody species, use up to 4 qts. of Radar™ LV 4 and 1 to 4 qts. of Garlon® 3A herbicide per acre. For conifer release, make application in early spring before budbreak of conifers when weeds are small and actively growing.
Biennial and perennial broadleaf weeds and susceptible woody plants	4 to 8 pts./acre	
Spot Treatment to control broadleaf weeds	See Instructions for "Spot Treatment"	Note: To control broadleaf weeds in small areas with a hand sprayer, use an application rate equivalent to the broadcast rate recommended for this treatment site and spray to thoroughly wet all foliage. See rate conversion table and instructions for "Spot Treatment" and use of hand-held sprayers under "Application Instructions."
Conifer Release: Species Such as white pine, ponderosa pine, jack pine, red pine, black spruce, white spruce, red spruce, and balsam fir	3–6 pts./acre	To control competing hardwood species such as alder, aspen, birch, hazel, and willow, apply from mid to late summer when growth of conifer trees has hardened off and woody plants are still actively growing. Apply with ground or air equipment, using sufficient spray volume to ensure complete coverage. Because this treatment may cause occasional conifer injury, do not apply if such injury cannot be tolerated.
Directed Spray: Conifer Plantations including pine	8 pts./ 100 gals.	Apply when brush or weeds are actively growing by directing the spray so as to avoid contact with conifer foliage and injurious amounts of spray. Apply in water carrier in a spray volume of 10 to 100 gallons per acre.
Basal Spray (May also be used in rangeland, pastures, and noncropland)	16 pts./100 gals. of water or	Thoroughly wet the base and root collar of all stems until the spray begins to accumulate around the root collar at the ground line. Wetting stems also with the mixture may aid in control.
Surface of Cut Stumps (May also be used in rangeland, pastures, and noncropland)	2.6 fl. oz./gal. of water	Apply as soon as possible after cutting trees. Thoroughly wet the cambium layer of the cut surface being careful to wet the entire circumference.
Frill and Girdle (May also be used in rangeland, pastures, and noncropland)		Cut frills (overlapping V-shaped notches cut downward through the bark in a continuous ring around the base of the tree) using an axe or other suitable tool. Saturate the freshly cut frills with the 2,4-D mixture.
Tree Injection Application (May also be used in rangeland, pastures, and noncropland)	(1 to 2 ml per injection site)	To control and prevent resprouting of unwanted hardwood trees such as elm, hickory, oak, and sweetgum in forests and other non-crop areas, apply by injecting at a rate of 1 ml of undiluted Radar™ LV 4 per inch of trunk diameter as measured at breast height (DBH), approximately 4-1/2 ft. above the ground. Injection sites, however, should be as close to the root collar as possible and the injection bit must penetrate the inner bark. Applications may be made throughout the year, but for best results apply between May 15 and October 15. Maples should not be treated during the spring sap flow. For hard-to-control species such as ash, maple, and dogwood use 2 ml of undiluted Radar™ LV 4 per injection site or double the number of 1 ml injections. Note: No Worker Protection Standard worker-entry restrictions or worker notification requirements apply when this product is directly injected into agricultural plants.

FORESTRY RESTRICTIONS:

- Broadcast application:
 - Limited to 1 broadcast application per year.
 - Maximum of 4.0 lbs. a.e./acre per broadcast application.
- Basal spray, Cut Surface – Stumps, and Frill:
 - Limited to one basal spray or cut surface application per year.
 - Maximum of 8.0 lbs. a.e. per 100 gallons of spray solution.
- Injection:
 - Limited to one injection application per year.
 - Maximum of 2 ml of 4.0 lbs. a.e. formulation per injection site.



RED POTATOES (Grown for fresh market only)

Properly timed applications of this product generally enhance the red color, aid in storage retention of red color, improve skin appearance, increase tuber set, and improve tuber size uniformity (few jumbos).

Application Timing/ Stage of Growth	Radar™ LV 4 Applications rate (fl. oz./acre)	Specific Use Directions
Make the first application when potatoes are in the pre-bud stage (about 7 to 10 inches high) and make a second application after a minimum of 10 days, and up to 14 days later.	2.3 fl. oz.	Apply in 5 to 25 gallons of water using ground or aerial equipment. The specific spray volume selected should be sufficient for good coverage of plants. Crop response may vary depending on variety, stress factors and local conditions. Consult with Agricultural Extension Service and other qualified crop advisors for local recommendations. Varieties with naturally dark red color generally benefit less from treatment. Uneven application, or mixture with other pesticides and additives may increase the risk of crop injury.

RED POTATO RESTRICTIONS:

- Do not apply more than 2.3 fluid ounces per acre per application.
- Do not make more than 2 applications per crop cycle.
- Do not make second application sooner than 10 days after the first application.
- Do not harvest within 45 days of application.

CONDITIONS OF SALE AND WARRANTY

The **Directions for Use** of this product reflect the opinion of experts based on field use and tests. The directions are believed to be reliable and should be followed carefully. However, it is impossible to eliminate all risks inherently associated with use of this product. Crop injury, ineffectiveness, or other unintended consequences may result because of such factors as weather conditions, presence of other materials, or the manner of use or application, all of which are beyond the control of GROWMARK, INC., its Supplemental Distributors, or the Seller. All such risks shall be assumed by the Buyer.

GROWMARK, INC., its Supplemental Distributors and the Seller warrant that this product conforms to the chemical description on the label and is reasonably fit for the purposes referred to in the **Directions for Use** subject to the inherent risks referred to above. **TO THE EXTENT CONSISTENT WITH APPLICABLE LAW, NEITHER GROWMARK, INC. NOR ITS SUPPLEMENTAL DISTRIBUTOR MAKE ANY OTHER EXPRESS OR IMPLIED WARRANTY OF FITNESS FOR ANY PARTICULAR PURPOSE OR OF MERCHANTABILITY OR ANY OTHER EXPRESS OR IMPLIED WARRANTY. THIS WARRANTY DOES NOT EXTEND TO, AND THE BUYER SHALL BE SOLELY RESPONSIBLE FOR, ANY AND ALL LOSS OR DAMAGE WHICH RESULTS FROM THE USE OF THIS PRODUCT IN ANY MANNER WHICH IS INCONSISTENT WITH THE LABEL DIRECTIONS.**

TO THE EXTENT CONSISTENT WITH APPLICABLE LAW, BUYER'S EXCLUSIVE REMEDY AND THE EXCLUSIVE LIABILITY OF GROWMARK, INC., ITS SUPPLEMENTAL DISTRIBUTORS AND THE SELLER FOR ANY AND ALL CLAIMS, LOSSES, DAMAGES, OR INJURIES RESULTING FROM THE USE OR HANDLING OF THIS PRODUCT, WHETHER OR NOT BASED IN CONTRACT, NEGLIGENCE, STRICT LIABILITY IN TORT OR OTHERWISE, SHALL BE LIMITED, AT THE MANUFACTURER'S OPTION, TO REPLACEMENT OF OR THE REPAYMENT OF THE PURCHASE PRICE FOR THE QUANTITY OF PRODUCT WITH RESPECT TO WHICH DAMAGES ARE CLAIMED. When Buyer suffers losses or damages resulting from the use or handling of this product (including claims based on contract, negligence, strict liability, or other legal theories), Buyer must promptly notify Seller in writing of any claims to be eligible to receive either remedy stated above. **TO THE EXTENT CONSISTENT WITH APPLICABLE LAW, IN NO CASE SHALL GROWMARK, INC., ITS SUPPLEMENTAL DISTRIBUTORS, OR THE SELLER BE LIABLE FOR CONSEQUENTIAL, SPECIAL OR INDIRECT DAMAGES RESULTING FROM THE USE OR HANDLING OF THIS PRODUCT.** GROWMARK, INC., its Supplemental Distributors, and the Seller offer this product, and the Buyer accepts it, subject to the foregoing Conditions of Sale and Warranty, which may be varied only by agreement in writing signed by a duly authorized representative of GROWMARK, INC. No employee or agent of GROWMARK, INC., its Supplemental Distributor, or the Seller is authorized to vary or exceed the terms of this Warranty in any other manner.

Radar™ is a trademark of GROWMARK, INC.

GlyStar® Original and AgriStar® are registered trademarks of Albaugh, Inc.

Buctril® is a registered trademark of Bayer CropScience.

Amber®, Peak® and Gramoxone® are registered trademarks of Syngenta Crop Protection, Inc.

Escort®, Ally®, Express®, Finesse®, Oust® and Telar® are registered trademarks of E. I. DuPont de Nemours & Company.

Roundup®, Roundup D-Pak®, Honcho®, and Lasso® are registered trademarks of the Monsanto Company.

Poast®, Prowl®, Squadron®, Scepter®, and Pursuit® are registered trademarks of BASF Ag Products.

Garlon® is a registered trademark and Surflan™ is a trademark of Dow AgroSciences, LLC.





— NOTES —



Radar™ LV 4

- Net Contents:**
- 30 Gallons
 - 55 Gallons
 - 265 Gallons
 - _____

40105GM0000

EPA Reg. No. 42750-15-534
EPA Est. No. 42750-MO-001

PF 52729-3

Radar™ LV4

**KEEP OUT OF REACH OF CHILDREN
CAUTION**

Si usted no entiende la etiqueta, busque a alguien para que se la explique a usted en detalle.
(If you do not understand the label, find someone to explain it to you in detail.)

See inside booklet for additional PRECAUTIONARY STATEMENTS.

ACTIVE INGREDIENT:	
2-ethylhexyl ester of 2,4-dichlorophenoxyacetic acid*	63.7%
OTHER INGREDIENTS	36.3%
Total	100.0%

*Equivalent to 42.5% of 2,4-dichlorophenoxyacetic acid or 3.8 lb./gal.
Isomer specific by AOAC method.
Contains petroleum distillates.

MANUFACTURED FOR
GROWMARK INC.
1701 TOWANDA AVENUE
BLOOMINGTON, IL 61701

EPA Reg. No. 42750-15-534
EPA Est. No. 42750-MO-001

AD071309/100410A

PEEL HERE TO OPEN

PROOF

THIS PROOF IS TO BE CHECKED FOR ACCURACY

Please review and approve **Text, Spelling, Copy Placement, Size, Shape, Colors** and **Dieline**.

Authorized signature accepts responsibility for accuracy of all copy, color break and artwork. Cimarron Label is not liable for any discrepancies subsequently identified.

PLEASE NOTE: Due to color variance between printers/monitors, the colors represented by this proof cannot be deemed accurate. Please refer to a color matching system such as the Pantone Matching System for a truer representation of spot colors.

THIS PROOF IS NOT ACCURATE FOR COLOR-MATCH.








Dieline does not print.

 **Cimarron Label**

Experts in Extended Text Labeling

4201 North Westport Ave. • Sioux Falls, SD 57107

Phone: (605) 978-0451 • Fax: (605) 978-0463

DATE	JOB NUMBER	CUSTOMER
8-28-18	144497	ALBAUGH
LABEL SIZE	BOOKLET SIZE	
7.25" X 15.875"	6.5" X 6.0"	
LABEL COLORS	BOOKLET COVER COLORS	BOOKLET INSIDE COLORS
 BLK	 357	 368
 BLK	 357	 368
		 BLK
PATTERN VARNISH: <input checked="" type="checkbox"/> YES <input type="checkbox"/> NO		

Form: CS 006B - 11/8/2011

ARTWORK IS APPROVED

REVISED PROOF NEEDED

**WE CANNOT PROCESS
THIS ORDER WITHOUT AN
AUTHORIZED SIGNATURE**

Signed _____ Date _____