

CARFENTRAZONE-ETHYL GROUP 14 HERBICIDE

Carfentramax™

**INTENDED FOR AGRICULTURAL OR
COMMERCIAL USE**

ACTIVE INGREDIENT:	By Wt.
Carfentrazone-ethyl	21.58%
OTHER INGREDIENTS:	78.42%
TOTAL:	100.00%

This product contains 1.9 pounds active ingredient per gallon.

**KEEP OUT OF REACH
OF CHILDREN
CAUTION**

FIRST AID: IF SWALLOWED: Call a poison control center or doctor immediately for treatment advice. Have person sip a glass of water if able to swallow. **DO NOT** induce vomiting unless told to do so by a poison control center or doctor. **DO NOT** give anything by mouth to an unconscious person. **IF ON SKIN OR CLOTHING:** Take off contaminated clothing. Rinse skin immediately with plenty of water for 15 to 20 minutes. Call a poison control center or doctor for treatment advice. **HOTLINE NUMBER:** Have the product container or label with you when calling a poison control center or doctor or going for treatment. For information on this pesticide product (including general health concerns or pesticide incidents), call the National Pesticide Information Center at 1-800-858-7378, Monday through Friday, 8:00 AM to 12 PM Pacific Standard Time. In the event of a medical emergency, call your poison control center at 1-800-222-1222. **For Chemical Emergency:** Spill, Leak, Fire, Exposure, or Accident, Call CHEMTREC Day or Night. Within USA and Canada: 1-800-424-9300

See booklet for additional Precautionary Statements, and Directions for Use.

NET CONTENTS: 1 Quart (0.95 L)

Manufactured for:
SIPCAM AGRO USA, INC.
2525 Meridian Parkway
Durham, NC 27713

9502660-000
EPA Reg. No.: 95009-2-60063
EPA Est. No.: 81134-CHN-1
EPA20230602 (12/23)



HERBICIDE

1QT

Job 224575

PRECAUTIONARY STATEMENTS

HAZARDS TO HUMANS AND DOMESTIC ANIMALS

CAUTION

Harmful if swallowed or absorbed through the skin. Avoid contact with skin, eyes, or clothing. Wash thoroughly with soap and water after handling and before eating, drinking, chewing gum, using tobacco, or using the toilet. Remove and wash contaminated clothing before reuse.

Personal Protective Equipment (PPE)

Applicators and other handlers must wear: long-sleeved shirt and long pants, waterproof chemical-resistant gloves, and shoes plus socks.

User Safety Requirements:

Follow manufacturer's instructions for cleaning/maintaining PPE. If no such instructions for washables exist, use detergent and hot water. Keep and wash PPE separately from other laundry.

User Safety Recommendations

- Remove clothing immediately if pesticide gets inside. Then wash thoroughly and put on clean clothing.
- Remove PPE immediately after handling the product. Wash the outside of gloves before removing. As soon as possible, wash thoroughly and change into clean clothing.

ENVIRONMENTAL HAZARDS

Carfentrazone-ethyl is very toxic to algae and moderately toxic to fish. **DO NOT** apply directly to water, to areas where surface water is present or to intertidal areas below the high-water mark, except as specified on this label. **DO NOT** contaminate water when disposing of equipment washwater.

Fish Advisory Statement:

This product may be hazardous to aquatic organisms, particularly in clear, shallow water bodies that are adjacent to treated areas. Transport to water by runoff or spray drift of this product in areas where surface water is present, or intertidal areas below the mean high water mark, should be avoided. **DO NOT** contaminate water when disposing of equipment wash water or rinsate.

For Ground Water:

Residues of this chemical have properties and characteristics associated with chemicals detected in ground water. Residues of this chemical may leach into ground water if the chemical is used in areas where soils are permeable, particularly where the water table is shallow.

For Surface Water:

This product may impact surface water quality due to runoff of rainwater. This is especially true for poorly draining soils and soils with shallow

ground water. This product is classified as having high potential for reaching surface water via runoff for several months or more after application. A level, well-maintained vegetative buffer strip between areas to which this product is applied and surface water features such as ponds, streams, and springs will reduce the potential loading of carfentrazone-ethyl residues from runoff water and sediment. Runoff of this product will be reduced by avoiding applications when rainfall is forecasted to occur within 48 hours.

Non-target Organism Advisory Statement:

This product is toxic to plants and may adversely impact the forage and habitat of non-target organisms, including pollinators, in areas adjacent to the treated site. Protect the forage and habitat of non-target organisms by minimizing spray drift.

PHYSICAL OR CHEMICAL HAZARDS

DO NOT mix or allow coming into contact with oxidizing agents. Hazardous chemical reaction may occur.

DIRECTIONS FOR USE

It is a violation of Federal law to use this product in a manner inconsistent with its labeling.

DO NOT apply this product through any type of irrigation system.

DO NOT apply this product in a way that will contact workers or other persons, either directly or through drift. Only protected handlers may be in the area during application. For any requirements specific to your State or Tribe, consult the agency responsible for pesticide regulation.

AGRICULTURAL USE REQUIREMENTS

Use this product only in accordance with its labeling and part 170. This Standard contains requirements for the protection of agricultural workers on farms, forests, nurseries, and greenhouses, and handlers of agricultural pesticides. It contains requirements for training, decontamination, notification, and emergency assistance. It also contains specific instructions and exceptions pertaining to the statements on this label about personal protective equipment (PPE) and restricted-entry interval. The requirements in this box only apply to uses of this product that are covered by the Worker Protection Standard.

DO NOT enter or allow worker entry into treated areas during the restricted entry interval (REI) of 12 hours.

PPE required for early entry to treated areas that is permitted under the Worker Protection Standard and that involves contact with anything that has been treated, such as plants, soil, or water, is: Coveralls, waterproof gloves, and shoes plus socks.

NON-AGRICULTURAL USE REQUIREMENTS

The requirements in this box apply to uses of this product that are NOT within the scope of the Worker Protection Standard for agricultural pesticides (40 CFR Part 170). The WPS applies when this product is used to produce agricultural plants on farms, forests, nurseries, or greenhouses.

Re-entry Statement: DO NOT allow people (other than applicator) or pets on treatment area during application. **DO NOT** enter treatment area until spray has dried.

WEED RESISTANCE MANAGEMENT

For resistance management, Carfentramax is a Group 14 herbicide. Any weed population may contain or develop plants naturally resistant to Carfentramax and other Group 14 herbicides. The resistant biotypes may dominate the weed population if these herbicides are used repeatedly in the same field. Appropriate resistance management strategies should be followed.

Suspected herbicide-resistant weeds may be identified by these indicators:

- Failure to control a weed species normally controlled by the herbicide at the dose applied, especially if control is achieved on adjacent weeds;
- A spreading patch of non-controlled plants of a particular weed species; and
- Surviving plants mixed with controlled individuals of the same species.

To delay herbicide resistance, take one or more of the following steps:

- Rotate the use of Carfentramax or other Group 14 herbicides within a growing season sequence or among growing seasons with different herbicide groups that control the same weeds in a field.
- Use tank mixtures with herbicides from a different group if such use is permitted; where information on resistance in target weed species is available, use the less resistance-prone partner at a rate that will control the target weed(s) equally as well as the more resistance-prone partner. Consult your local extension service or certified crop advisor if you are unsure as to which active ingredient is currently less prone to resistance.
- Adopt an integrated weed-management program for herbicide use that includes scouting and uses historical information related to herbicide use and crop rotation, and that considers tillage (or other mechanical control methods), cultural (e.g., higher crop seeding rates; precision fertilizer application method and timing to favor the crop and not the weeds), biological (weed-competitive crops or varieties) and other management practices.

- Scout before and after herbicide application to monitor weed populations for early signs of resistance development. Indicators of possible herbicide resistance include: (1) failure to control a weed species normally controlled by the herbicide at the dose applied, especially if control is achieved on adjacent weeds; (2) a spreading patch of non-controlled plants of a particular weed species; (3) surviving plants mixed with controlled individuals of the same species. If resistance is suspected, prevent weed seed production in the affected area by an alternative herbicide from a different group or by a mechanical method such as hoeing or tillage. Prevent movement of resistant weed seeds to other fields by cleaning harvesting and tillage equipment when moving between fields and planting clean seed.
- If a weed pest population continues to progress after treatment with this product, discontinue use of this product, and switch to another management strategy or herbicide with a different mode of action, if available.
- Contact your local extension specialist or certified crop advisors for additional pesticide resistance-management and/or integrated weed-management recommendations for specific crops and weed biotypes.
- For further information or to report suspected resistance, contact Sipcam Agro USA, Inc. retailer or representative.

Report any incidence of non-performance of this product against a particular weed species to your Sipcam Agro USA, Inc. retailer or representative. If resistance is suspected, treat weed escapes with an herbicide having a different mechanism of action and/or use non-chemical means to remove escapes, as practical, with the goal of preventing further seed production.

PRODUCT INFORMATION

Carfentramax is emulsion oil in water formulation. Carfentramax is to be mixed with water, liquid fertilizer or mixtures of water and liquid fertilizer and adjuvants and applied to labeled crops for sucker control, for burndown prior to planting, as a harvest aid and to defoliate/desiccate labeled crops.

Weed control is optimized when the product is applied to actively growing weeds. Carfentramax is a contact herbicide. Within a few hours following application, the foliage of susceptible weeds show signs of desiccation.

Extremes in environmental conditions including temperature, moisture, soil conditions, and cultural practices may affect the activity of Carfentramax, symptoms may be accelerated under moist conditions. Weed control may be reduced when weeds are hardened off by drought and become less susceptible to Carfentramax.

Carfentramax is rapidly absorbed through the foliage of plants. To avoid significant crop response, applications are advised not to be made within 6 to 8 hours of either rain or irrigation or when heavy dew is present on the crop. Environmental conditions and with certain spray tank additives may increase herbicidal symptoms on the crop.

TANK MIXTURES

Carfentramax may be tank-mixed with other registered herbicides for controlling broader spectrum weeds. Refer to this and other product's labels for mixing instructions, precautions, and restrictions. Follow the most restrictive instructions for each tank mix partner. When preparing a new tank mix conduct an appropriate compatibility test by mixing proportional amounts of all spray ingredients in a test vessel (jar) prior to tank mixing with other products. Shake the mixture vigorously and allow it to stand for five to ten minutes. Rapid precipitation of the ingredients and failure to re-suspend when shaken indicates that the mixture is incompatible and must not be applied. Provided the jar test indicates the mixture to be compatible, prepare the tank mixture as follows: Fill the tank one fourth full with water. With the agitator operating, add the labeled amounts of ingredients using the following order: dry granules first and liquid suspensions (flowables) second. As the agitation continues and the tank is filled with water add emulsifiable concentrate products third followed by the addition of water-soluble products.

It is the pesticide user's responsibility to ensure that all products are registered for the intended use. Read and follow the applicable restrictions and limitations and directions for use on all product labels involved in tank mixing. Users must follow the most restrictive directions for use and precautionary statements of each product in the tank mixture.

ADJUVANT USE REQUIREMENTS

The use of a quality spray adjuvant is required for optimum performance. Refer to the individual crop sections of this label for specific adjuvant type and use rates.

ON-FARM TESTING

Not all varieties or cultivars of labeled crops have been fully evaluated under all environmental and soil conditions. Consult with your local seed company for additional information. It may also be beneficial to conduct small on-farm trials under actual conditions with specific varieties or cultivars of labeled crops before treating large acreage.

MIXING INFORMATION

Mixing and Loading Instructions

Start by filling the tank with $\frac{3}{4}$ of the desired volume of clean water and, with agitation, add the proper amount of Carfentramax. Complete filling the spray tank to the desired volume. Maintain sufficient agitation to

keep materials in solution during both mixing and application and until the spray tank has been emptied. For tank mixtures, follow your local extension guidelines for mixing order. General guidelines are: add dry materials first and agitate until mixed; then EW or water soluble liquids; then EC formulations; then, add adjuvants last. Ensure the compatibility of other products and/or liquid fertilizers with Carfentramax before mixing them together in the spray tank.

Mixing Precautions

Avoid the overnight storage of Carfentramax spray mixtures. If spray solution is stored overnight or longer, thoroughly agitate spray mixture before applying the solution.

Mixing Restrictions

- **DO NOT** premix Carfentramax spray solutions in nurse tanks. Maintain continuous and adequate spray solution agitation until all the spray solution has been used.
- **DO NOT** use with tank additives that alter the pH of the spray solution below pH 5 or above pH 8. Buffer spray solution to alter the pH range as appropriate.

SPRAY EQUIPMENT CLEAN-OUT

Many new pesticides are very active at low rates, especially to sensitive crops. Residues left in mixing equipment, spray tanks, hoses, spray booms and nozzles can cause crop effects if they are not properly cleaned. As soon as possible after spraying Carfentramax and before using the sprayer equipment for any other applications, the sprayer equipment must be thoroughly cleaned using the following procedure. In addition, users must take appropriate steps to ensure proper equipment clean-out for any other products mixed with Carfentramax as required on the other product labels. More complete cleaning can be achieved if the spray system is cleaned immediately following the application.

1. Drain sprayer tank, hoses, spray boom and spray nozzles. Use a high-pressure detergent wash to remove physical sediment and residues from the inside of the sprayer tank and thoroughly rinse. Then, thoroughly flush sprayer hoses, spray boom and spray nozzles with a clean water rinse. Remove and clean spray tips and all filters and screens (tank, spray hose and spray tips) separately in the ammonia solution of Step 2.
2. Next, prepare a sprayer cleaning solution by adding three gallons of ammonia (containing at least 3% active) per 100 gallons of clean water. Prepare sufficient cleaning solution to allow the operation of the spray system for a minimum of 15 minutes to thoroughly flush hoses, spray boom and spray nozzles.
3. Convenient and thorough cleaning of the sprayer can be achieved if the ammonia solution or fresh water is left in the spray tank, hoses, spray booms and spray nozzles overnight or during storage.

4. Before using the sprayer, completely drain the sprayer system. Rinse the tank with clean water and flush through the hoses, spray boom, and spray nozzles with clean water.

5. Properly dispose of all cleaning solution and rinsate in accordance with Federal, State, and local regulations and guidelines.

DO NOT apply sprayer cleaning solutions or rinsate to sensitive crops, lawns, ornamentals, or gardens.

DO NOT store the sprayer overnight or for any extended period of time with Carfentramax spray solution remaining in the tank, spray lines, spray boom plumbing, spray nozzles or strainers.

If the sprayer has been stored or idle, purge the spray boom and nozzles with clean water before beginning any application.

Should small quantities of product remain in inadequately cleaned mixing, loading and/or spray equipment, they may be released during subsequent applications potentially causing effects to certain crops and other vegetation. Sipcarn Agro USA, Inc. accepts no liability for any effects due to inadequately cleaned equipment.

APPLICATION METHODS

GROUND APPLICATION

Use ground sprayers designed, calibrated and operated to deliver uniform spray droplets to the targeted plant or plant parts. Adjust sprayer nozzles to achieve uniform plant coverage. Overlaps and slower ground speeds (caused by continuing to spray while starting, stopping, or turning) may result in higher application rates and possible crop response.

Spray Buffer for Ground Application

Spray buffer zones for ground applications, listed in chart below, are required near desirable perennial vegetation or crops before blossom and after total leaf drop, and/or near other desirable or annual crops.

Buffers for Ground Application		
Carfentramax USE RATE (lb. ai per acre)	Low Spray Boom Buffer (ft)	High Spray Boom Buffer (ft)
0.024	20	33
0.031	26	46

Broadcast Boom Sprayers

Use a broadcast boom sprayer equipped with the appropriate nozzles, spray tips and screens and adjusted to provide optimum spray distribution and coverage at the appropriate operating pressures. Use nozzles that produce minimal amounts of fine spray droplets. **DO NOT** exceed 30 psi spray pressure unless otherwise required by the manufacturer of drift reducing nozzles. Apply a minimum of 10 gallons of finished spray per acre. Use higher spray volumes when there is a dense weed population

or crop canopy. Adjust sprayers to position spray tips no lower than 12-18 inches above the crop or weed canopy depending on the nozzle specification. Operate the sprayer to avoid the application of high herbicide rates directly over the rows or into the whorl of treated crop plants.

Directed Sprayers

For directed sprayers, apply Carfentramax with drop nozzles or other post directed spray equipment.

Post-Directed Applications

Post-directed applications may be utilized when labeled crops have reached minimum growth stages where sprays may be directed to the target weeds. **DO NOT** apply when conditions favor drift or when wind speed is above 10MPH.

Use drop nozzles or other spray equipment capable of directing the spray to target weeds and away from sensitive plant parts. Apply when labeled crops have reached minimum growth stages described in specific crop sections of this label and when spray will not be deposited on green stems, foliage, blossoms or fruit.

Hooded Sprayers

To apply Carfentramax using a hooded sprayer, refer to the Hooded Sprayer Section for specific adjustment and operation instructions. For additional information, refer to the individual crop sections of this label.

Hand-held or high-volume orchard gun sprayers

Carfentramax may be applied to certain labeled crops and non-crop areas with hand operated sprayers including backpack sprayers, compression sprayers, knapsack sprayers, or high-volume orchard gun sprayers. Directed applications may be utilized when labeled crops have reached minimum growth stages where sprays may be directed to the target weeds, but is not deposited on the green stem, foliage, blooms or fruit of the crop. Refer to individual crop sections of this label.

AERIAL APPLICATION

Use nozzle types and arrangements that will provide optimum coverage while producing a minimal amount of fine droplets. Apply at a minimum of 3 gallons of finished spray per acre. Spray volumes greater than 3 GPA may be needed for harvest aid and defoliation treatments, or for dense weed populations or with heavy crop canopies.

For Aerial Application in California:

Refer to individual crop sections to see if application is permitted by air

For applications near desirable perennial vegetation or crops before blossom and after total leaf drop, and/or near other desirable or annual crops:

- **DO NOT** apply within 100 feet of all desirable vegetation or crops.
- If wind up to 10 miles per hour is blowing toward desirable vegetation

or crops, **DO NOT** apply within 500 feet of the desirable vegetation or crops.

- **DO NOT** apply when winds are in excess of 10 mph or when inversion conditions exist.

MANDATORY SPRAY DRIFT

Aerial Applications

- **DO NOT** release spray at a height greater than 10 ft above the vegetative canopy, unless a greater application height is necessary for pilot safety.
- For all applications, applicators are required to use a medium or coarser spray droplet size (ASABE S572.1).
- The boom length must not exceed 65% of the wingspan for airplanes or 75% of the rotor blade diameter for helicopters.
- Applicators must use ½ swath displacement upwind at the downwind edge of the field.
- Nozzles must be oriented so the spray is directed toward the back of the aircraft.
- **DO NOT** apply when wind speeds exceed 10 miles per hour at the application site.
- **DO NOT** apply during temperature inversions.

Ground Applications

- Apply with the nozzle height specified by the manufacturer, but no more than 3 feet above the ground or crop canopy.
- For all applications, applicators are required to use a medium or coarser spray droplet size (ASABE S572.1).
- **DO NOT** apply when wind speeds exceed 10 miles per hour at the application site.
- **DO NOT** apply during temperature inversions.

Boomless Ground Applications:

- Applicators are required to use a medium or coarser droplet size (ASABE S572.1) for all applications.
- **DO NOT** apply when wind speeds exceed 10 miles per hour at the application site.
- **DO NOT** apply during temperature inversions.

SPRAY DRIFT ADVISORIES

THE APPLICATOR IS RESPONSIBLE FOR AVOIDING OFF-SITE SPRAY DRIFT.
BE AWARE OF NEARBY NON-TARGET SITES AND ENVIRONMENTAL
CONDITIONS.

• **IMPORTANCE OF DROPLET SIZE**

An effective way to reduce spray drift is to apply large droplets. Use the largest droplets that provide target pest control. While applying larger

droplets will reduce spray drift, the potential for drift will be greater if applications are made improperly or under unfavorable environmental conditions.

Controlling Droplet Size - Ground Boom

- Volume - Increasing the spray volume so that larger droplets are produced will reduce spray drift. Use the highest practical spray volume for the application. If a greater spray volume is needed, consider using a nozzle with a higher flow rate.
- Pressure - Use the lowest spray pressure specified for the nozzle to produce the target spray volume and droplet size.
- Spray Nozzle - Use a spray nozzle that is designed for the intended application. Consider using nozzles designed to reduce drift.

Controlling Droplet Size - Aircraft

- Adjust Nozzles - Follow nozzle manufacturers specifications for setting up nozzles. Generally, to reduce fine droplets, nozzles must be oriented parallel with the airflow in flight.

- **BOOM HEIGHT - Ground Boom**

Use the lowest boom height that is compatible with the spray nozzles that will provide uniform coverage. For ground equipment, the boom should remain level with the crop and have minimal bounce.

- **RELEASE HEIGHT - Aircraft**

Higher release heights increase the potential for spray drift. When applying aerially to crops, **DO NOT** release spray at a height greater than 10 ft above the crop canopy, unless a greater application height is necessary for pilot safety.

- **SHIELDED SPRAYERS**

Shielding the boom or individual nozzles can reduce spray drift. Consider using shielded sprayers. Verify that the shields are not interfering with the uniform deposition of the spray on the target area.

- **TEMPERATURE AND HUMIDITY**

When making applications in hot and dry conditions, use larger droplets to reduce effects of evaporation.

- **TEMPERATURE INVERSIONS**

Drift potential is high during a temperature inversion. Temperature inversions are characterized by increasing temperature with altitude and are common on nights with limited cloud cover and light to no wind. The presence of an inversion can be indicated by ground fog or by the movement of smoke from a ground source or an aircraft smoke generator. Smoke that layers and moves laterally in a concentrated cloud (under low wind conditions) indicates an inversion, while smoke that moves upward and rapidly dissipates indicates good vertical air mixing. Avoid applications during temperature inversions.

- **WIND**

Drift potential generally increases with wind speed. AVOID APPLICATIONS DURING GUSTY WIND CONDITIONS.

Applicators need to be familiar with local wind patterns and terrain that could affect spray drift.

- **Boom-less Ground Applications:**

Setting nozzles at the lowest effective height will help to reduce the potential for spray drift.

- **Handheld Technology Applications:**

Take precautions to minimize spray drift.

ALLOWABLE CARFENTRAMAX USE INFORMATION

Table 1:

Maximum Allowable Carfentramax Use Per Acre Per Year* for Crop or Subgroup		
Crop Group/Subgroup	Maximum Rate Carfentramax (fl oz/acre) Per Year	Maximum Rate Carfentramax (lb. ai/acre) Per Year
Alfalfa and Clover (Group 18)	2.5	0.04
Alfalfa and Clover (Group 18), harvest aid only	3.84	0.06
Asparagus	3.84	0.06
Banana	7.9	0.124
Berry, low growing (Subgroup 13-07G)	6.15	0.096
Bushberry (Subgroup 13-07B)	6.15	0.096
Cacao	7.9	0.124
Caneberry (Subgroup 13-07A)	25.6	0.4
Citrus fruit (Group 10-10)	7.9	0.124
Coconut	7.9	0.124
Coffee	7.9	0.124
Corn	2.0	0.031
Cotton	7.9	0.124
Cotton, harvest aid only	3.2	0.05
Date	7.9	0.124
Fig	7.9	0.124

(continued)

Table 1: (continued)

Maximum Allowable Carfentramax Use Per Acre Per Year* for Crop or Subgroup		
Crop Group/Subgroup	Maximum Rate Carfentramax (fl oz/acre) Per Year	Maximum Rate Carfentramax (lb. ai/acre) Per Year
Fruit, small vine climbing – except fuzzy kiwifruit (Subgroup 13-07F)	7.9	0.124
Grass (Group 17)	5.95	0.093
Guayule	7.9	0.124
Herbs and Spices (Group 19)	6.15	0.096
Hops	7.7	0.12
Horseradish	6.15	0.096
Indian Mulberry	7.9	0.124
Kiwifruit	7.9	0.124
Mint	1.92	0.030
Nut, Tree (Group 14-12)	7.9	0.124
Oil Seed – except cottonseed (Group 20)	6.15	0.096
Olive	7.9	0.124
Palm Heart	7.9	0.124
Peanut	6.15	0.096
Peanut (harvest aid)	2.0	0.031
Persimmon	7.9	0.124
Pome fruit (Group 11-10)	7.9	0.124
Pomegranate	7.9	0.124
Small Grains	1.0	0.016
Small Grains (except winter wheat)	2.0	0.031
Small Grains (winter wheat)	2.0	0.031
Sorghum (harvest aid)	1.0	0.016
Sorghum (grown for seed and grain)	1.0	0.016
Soybeans (preplant, in-season and harvest aid)	1.5	0.023
Stone fruit (Group 12-12)	7.9	0.124

(continued)

Table 1: (continued)

Maximum Allowable Carfentramax Use Per Acre Per Year* for Crop or Subgroup		
Crop Group/Subgroup	Maximum Rate Carfentramax (fl oz/acre) Per Year	Maximum Rate Carfentramax (lb. ai/acre) Per Year
Sugarcane	6.15	0.096
Sugarcane (harvest aid)	2.0	0.031
Tea	7.9	0.124
Tobacco	3.2	0.05
Tropical fruit Trees	6.15	0.096
Vanilla	7.9	0.124
Vegetable, brassica (Group 5)	6.15	0.096
Vegetable, bulb (Group 3-07)	6.15	0.096
Vegetable, cucurbit (Group 9)	6.15	0.096
Vegetable, foliage of legume (Group 7)	6.15	0.096
Vegetable, fruiting (Group 8-10)	6.15	0.096
Vegetable, leafy (except Brassica) (Group 4)	6.15	0.096
Vegetable, leaves of root and tuber (Group 2)	6.15	0.096
Vegetable, legume (Group 6 – except soybean)	6.15	0.096
Vegetable, root (Subgroups 1A and 1B)	6.15	0.096
Vegetable, tuberous and corm (Subgroups 1C and 1D)	11.6	0.181

*The total allowable usage includes all applications made to the field per calendar year. This includes fallow treatments, burndown treatments and all in-season treatments, including harvest aid.

CROP ROTATIONAL RESTRICTIONS

Following an application of Carfentramax, a treated field may be rotated to a registered crop at any time, subject to specific crop restrictions that may be found in the individual crop sections. All other crops may be planted after 12 months.

WEED CONTROL

When used as directed, Carfentramax will provide control of the listed weeds up to four (4) inches in height, or as specified.

Table 2:

Weeds Controlled	Carfentramax Use Rate fl oz (lb. ai) per acre
Lambsquarters, common (up to 3 inches tall)	0.5 fl oz (0.008 lb. ai) per acre
Morningglory, ivyleaf (up to 3 leaves)	
Morningglory, pitted (up to 3 leaves)	
Nightshade, Eastern black	
Pigweed, redroot	
Velvetleaf	
Waterhemp (up to 2 inches tall)	
Weeds Controlled	Carfentramax Use Rate fl oz (lb. ai) per acre
All the weeds controlled at 0.5 fl oz (0.008 lb. ai) per acre plus the weeds listed below:	0.8 fl oz (0.013 lb. ai) per acre
Cheeseweed	
Filaree, redstem	
Flixweed	
Lambsquarters, common	
Mallow, common	
Morningglory, entireleaf	
Morningglory, ivyleaf	
Morningglory, pitted	
Morningglory, scarlet	
Nightshade, hairy	
Pennycress, field	
Pigweed, prostrate	
Pigweed, smooth	
Pigweed, tumble	
Purslane, common	
Sesbania, hemp	
Smartweed, PA (seedling)	
Spurge, prostrate	
Tansymustard	
Velvetleaf (24")	
Waterhemp, common & tall	

(continued)

Table 2: (continued)

Weeds Controlled	Carfentramax Use Rate fl oz (lb. ai) per acre
All the weeds controlled at 0.8 fl oz (0.013 lb. ai) per acre plus the weeds listed below:	1.0 fl oz (0.016 lb. ai) per acre
Amaranth, spiny	
Anoda, spurred	
Bedstraw, catchweed	
Buffalobur	
Carpeweed	
Cocklebur	
Copperleaf, hophornbeam	
Cotton, GMO Varieties	
Cotton, volunteer	
Eclipta	
Fiddleneck, coast	
Groundcherry, smooth (seedling)	
Groundcherry, Wright's	
Jimsonweed	
Kochia	
Lettuce, Prickly 2-3 leaf	
Nettle, burning	
Nightshade, American black	
Nightshade, black	
Rocket, London	
Shepherdspurse	
Speedwell, Virginia	
Spiderwort, tropical	
Thistle, Russian (up to 2 inches tall)	
Wallflower, bushy	
Weeds Controlled	Carfentramax Use Rate fl oz (lb. ai) per acre
All the weeds controlled at 1.0 fl oz (0.016 lb. ai) per acre plus the weeds listed below:	1.6 fl oz (0.025 lb. ai) per acre
Amaranth, Palmer	
Corn Spurry	
Filaree, broadleaf	
Filaree, white	
Lettuce, prickly	
Mallow, Venice (up to 2 inches tall)	
Meadowfoam	
Redmaids	

Burndown of top growth

Weeds Controlled	Carfentramax Use Rate fl oz (lb. ai) per acre
Bindweed, field	1.0 - 2.0 fl oz (0.016 – 0.031 lb. ai) per acre
Burclover	
Dayflower	
Sage, lanceleaf	
Sowthistle	

AGRICULTURE FARM AND FARMSTEAD USE – NON-CROP

Carfentramax may be used for general broadleaf weed control on farms and farmsteads in areas outside of crop growing areas. See the rate and weed table to determine the proper rate for areas including grass waterways, field edges, terraces, equipment storage areas, shelter belts, fence lines, farm buildings, dry ditch, canal banks etc. Carfentramax is a contact herbicide and coverage is essential for good weed control. Carfentramax will control emerged weeds only. Weeds that germinate after application will require repeat treatments.

Precautions

- Extreme caution must be used to avoid contact with desirable vegetation.

Restrictions

- **DO NOT** spray or allow spray mist of Carfentramax to come in contact with green stem tissue, foliage, blooms or desirable fruit.

BOOM EQUIPMENT

Apply Carfentramax at up to 2.0 fl oz (0.031 lb. ai) per acre.

Adjuvant Requirements for Boom Equipment

A nonionic surfactant crop oil concentrate or methylated seed oil is required. Use a nonionic surfactant (NIS) at 0.25% v/v (2 pints per 100 gallons of spray solution) having at least 80% active ingredient or a petroleum or oil seed based crop oil concentrate (COC) at 1.5 to 2 % v/v (1.5 to 2.0 gallons per 100 gallons of spray solution) or a methylated seed oil (MSO). A high quality sprayable liquid nitrogen fertilizer at 2 to 4 % v/v (2 to 4 gallons per 100 gallons) or ammonium sulfate at 2 to 4 pounds per acre in addition to the selected NIS, MSO or COC is allowed.

Tank Mixes for Boom Equipment

Carfentramax may be mixed with other herbicides labeled for this method of application in non-crops areas for broader spectrum weed control. See Mixing and Loading Instructions under the PRODUCT INFORMATION section of this label for specific mixing instructions. Refer to this and the other product's labels for mixing instructions, precautions, and restrictions. Follow the most restrictive instructions for each tank-mix partner.

SPOT TREATMENTS (Applications with hand operated sprayer including backpack sprayers, compression sprayers, knapsack sprayers.)

Mix the amount of Carfentramax for the desired percent spray solution from the table below. These mixtures are based on 1 gallon of solution evenly covering 1000 square feet. Applications must be made on a spray-to-wet basis. Spray coverage must be uniform and complete. **DO NOT** spray to runoff. See Table 2 for weeds controlled at specific concentrations.

Use lower concentrations for small seedling weeds at the 2-3 leaf stage. Higher concentrations are needed for larger weeds up to the 6-leaf stage. Applications beyond the 6-leaf stage may result in only partial control. Carfentramax may be mixed with other labeled herbicides including glyphosate, glufosinate, and paraquat for broader spectrum weed control.

Table 3:

Desired Volume	Amount Carfentramax				
	0.5 fl oz/ acre (0.008 lb ai)	0.8 fl oz/ acre (0.013 lb ai)	1.0 fl oz/ acre (0.016 lb ai)	1.6 fl oz/ acre (0.025 lb ai)	2.0 fl oz/ acre (0.031 lb ai)
1 Gal	0.4 ml (0.0002 lb ai)	0.6 ml (0.0003 lb ai)	0.7 ml (0.0004 lb ai)	1.1 ml (0.0006 lb ai)	1.4 ml (0.0007 lb ai)
5 Gal	1.7 ml (0.0009 lb ai)	2.7 ml (0.0014 lb ai)	3.4 ml (0.0017 lb ai)	5.4 ml (0.0027 lb ai)	6.8 ml (0.0034 lb ai)
25 Gal	8.5 ml (0.0043 lb ai)	13.6 ml (0.0068 lb ai)	17.0 ml (0.0085 lb ai)	27.2 ml (0.0137 lb ai)	34.0 ml (0.0171 lb ai)

Adjuvant Requirements for Spot Treatments

A nonionic surfactant (NIS), methylated seed oil (MSO) or crop oil concentrate (COC) is required. Use a nonionic surfactant (NIS) at 0.25% v/v having at least 80% active ingredient, or a methylated seed oil (MSO), or crop oil concentrate (COC) (petroleum or seed oil) at 1 to 2% v/v. A high quality sprayable liquid nitrogen fertilizer at 2 to 4 % v/v or ammonium sulfate (AMS) at the rate of 0.75 to 1.5 ounces per gallon in addition to the nonionic surfactant methylated seed oil or crop oil is allowed.

Table 4:

Desired Volume	Amount of Adjuvant				
	NIS	COC or MSO		Liquid Nitrogen	
	0.25% v/v	1.5 % v/v	2.0% v/v	2.0% v/v	4.0% v/v
1 Gal	0.35 fl oz	1.9 fl oz	2.5 fl oz	2.5 fl oz	5.0 fl oz
5 Gal	1.6 fl oz	9.6 fl oz	12.8 fl oz	12.8 fl oz	25.6 fl oz
25 Gal	8.0 fl oz	47 fl oz	2 qt	2 qt	4 qt

PREPLANT BURNDOWN

Apply Carfentramax alone or with other herbicides or liquid fertilizers as a burn-down treatment to control or suppress weeds. Carfentramax is effective as a burndown treatment for crops prior to new plantings. Apply up to 2.0 fl oz Carfentramax (0.031 lb. ai) per acre. **DO NOT** exceed the applicable amounts as listed for the specific crop in the MAXIMUM ALLOWABLE CARFENTRAMAX USE TABLE 1. For optimum performance, make applications to actively growing weeds up to 4 inches high or rosettes less than 3 inches across. **Coverage is essential for good control.** Optimum broad-spectrum control of annual and perennial weeds requires a tank mix with a labeled burndown herbicides including glyphosate, glufosinate, paraquat, 2, 4-D, or dicamba.

Apply Carfentramax as a burndown treatment no later than one (1) day after planting by seed to any of the following crops. (See specific crop section for other precautions or restrictions)

Alfalfa and Clover (Crop Group 18)
Cereal grains (Crop Group 15)
Grasses (Forage, Hay, Sod)
Oil Seed (Crop Group 20 – except cottonseed)
Peanut
Soybean
Sugarcane
Vegetables, legume (succulent or dried) (Crop Group 6)
Vegetable, tuberous and corm (Subgroup 1C)

(continued)

Apply Carfentramax as a burndown treatment no later than one (1) day before transplanting any of the following crops.

Avocado
Banana
Berry, low growing subgroup 13-07G
Cacao
Coconut
Coffee
Date
Fig
Fruit, citrus (Crop Group 10-10)
Fruit, pome (Crop Group 11-10)
Fruit, stone (Crop Group 12-12)
Guayule
Hops
Horseradish
Indian Mulberry
Kiwifruit
Nuts, Tree (Group 14-12)
Olive
Palm Heart
Persimmon
Pomegranate
Small Fruit Vine, Climbing – except fuzzy kiwifruit (Subgroup 13-07F)
Tea
Tobacco
Vanilla
For transplants (not seeded) of the following crops
Vegetable, brassica (Crop Group 5)
Vegetable, cucurbit (Crop Group 9)
Vegetable, fruiting (Crop Group 8-10)
Vegetable, leafy except Brassica (Crop Group 4)

(continued)

Apply Carfentramax as a burndown treatment no later than seven (7) days before planting by seed any of the following crops.

Vegetable, brassica (Crop Group 5)
Vegetable, cucurbit (Crop Group 9)
Vegetable, fruiting (Crop Group 8-10)
Vegetable, leafy except Brassica (Crop Group 4)
Vegetable, tuberous and corm (Crop Subgroups 1C and 1D)
Apply Carfentramax as a burndown treatment no later than thirty (30) days before planting by seed any of the following crops.
Sugarbeet
Vegetable, bulb (Group 3-07)

Adjuvant Requirements for Preplant Burndown

A nonionic surfactant crop oil concentrate or methylated seed oil is required. Use a nonionic surfactant (NIS) at 0.25% v/v (2 pints per 100 gallons of spray solution) having at least 80% active ingredient or a petroleum or oil seed based crop oil concentrate (COC) at 1.0 to 2 % v/v (1.0 to 2.0 gallons per 100 gallons of spray solution) or a methylated seed oil (MSO). A high quality sprayable liquid nitrogen fertilizer at 2 to 4 % v/v (2 to 4 gallons per 100 gallons) or ammonium sulfate at 2 to 4 pounds per acre in addition to the selected NIS, MSO or COC is allowed.

Carfentramax Plus Glyphosate or Glufosinate

Apply Carfentramax up to 2.0 fl oz (0.031 lb. ai) per acre in combination with glyphosate or glufosinate products at their labeled rates for increased speed of activity and improved control of weeds listed below.

When applied as directed, Carfentramax plus labeled herbicides including glyphosate, glufosinate, or paraquat will provide increased speed of activity and improved control of weeds listed below in Table 5 plus the weeds listed in Table 2 for the rate of Carfentramax used.

Table 5:

Buttercup, smallflower	Morningglory spp.
Chickweed	Pennycress, field
Curled Dock	Prostrate knotweed
Cutleaf Evening Primrose	Purslane, common
Bindweed, field	Smartweed, PA
Dandelion, common	Star-of-Bethlehem
*Fleabane	Shepherdspurse
Groundsel	Tansymustard
Henbit	Thistle, Russian

(continued)

Table 5: (continued)

Kochia	Thistles, annual & biennial
Lambsquarters, common	Wild buckwheat
*Marestail	Wild hemp

*glyphosate susceptible marestail and fleabane

When tank mixing with fertilizer solutions, be sure to prepare a premixture of Carfentramax and clean water.

For other specific mixing instructions, refer to the Mixing and Loading Instructions under the **PRODUCT INFORMATION** section.

HOODED SPRAYER APPLICATIONS

Apply Carfentramax to the row middles of the following emerged crops using hooded sprayers to control labeled weeds between the rows of the below listed emerged crops. This treatment is for crops grown in rows, and includes crops grown in rows where mulch or plastic barriers are used as a weed control tool in the drill or plant line.

Hooded sprayers must be designed, adjusted and operated in such a manner to totally enclose the spray pattern and to prevent any spray deposition to green stem tissue, foliage, blooms or fruit of the crop.

Sprayers must not be operated at more than five (5) miles per hour in order to minimize vertical movement of the sprayer during application, including the bouncing or raising of the equipment. Use extreme care in applying to fields where the soil surface is uneven, has deep furrows, drains or other contours that would disturb the adjustment and positioning of the spray equipment and/or the spray pattern. Applications must not be made when wind conditions may disturb the spray patterns and result in spray deposition to sensitive plants or plant parts.

For optimum performance, make application to actively growing weeds up to 4 inches tall and rosettes less than 3 inches across. **Coverage is essential for good control.**

Crops Labeled for Use with Hooded Sprayers:

Hooded Spray application can be used for all crops listed on this Carfentramax label.

Note: Crop injury will occur when spray is allowed to come in contact with the green stem tissue, leaves, blooms or fruit of the crop.

APPLICATION INSTRUCTIONS

Alfalfa and Clover (Established Stands Only) Crop Group 18 Non-grass Animal Feed including: alfalfa, velvet bean, clover (*Trifolium* spp., *Melilotus* spp.), kudzu, lespedeza, lupin, sainfoin, trefoil, vetch, crown vetch, milk vetch

Methods and Timing	Target Weeds	Rates
Postemergence Weed Control (Dormant, In-crop, and Stubble)	Refer to table 2	0.5-2.5 fl oz (0.008 – 0.04 lb. ai) per acre
Harvest Aid	Refer to table 2	2.0 to 3.8 fl oz/A (0.031 – 0.06 lb. ai) per acre
Restrictions		
For postemergence weed control, DO NOT apply more than 2.5 fl oz (0.04 lb. ai) per acre per year..		
For harvest aid applications, DO NOT apply more than 3.8 fl oz (0.06 lb. ai) per acre per year.		
For postemergence weed control, DO NOT apply more than 2.5 fl oz (0.04 lb. ai) per acre per application.		
For harvest aid applications, DO NOT apply more than 3.8 fl oz (0.06 lb. ai) per acre per application.		
DO NOT exceed 4 applications per year at reduced rates.		
DO NOT make applications less than 14 days apart.		
After an application of this product to crop group 18 (nongrass animal feed crops), you may only rotate the field to a carfentrazone-ethyl registered crop.		
DO NOT apply within 21 days of harvest for stands grown for forage and hay.		
For harvest aid applications, DO NOT apply within 3 days of harvest for stands grown for seed.		

(continued)

Alfalfa and Clover (Established Stands Only) Crop Group 18 Non-grass Animal Feed *(continued)*

DIRECTIONS FOR USE:

Postemergence Weed Control Treatment

Dormant Season (Fall or Winter Application Postemergence on Weeds)

Carfentramax may be applied on dormant crop stubble alone or in combination with other registered herbicides for the post emergence control of weeds in established nongrass animal feed stands during the dormant season (between growing seasons). To control insect pests, Carfentramax may be tank mixed with insecticides, including insecticides containing zeta-cypermethrin.

Between Cutting In-Season Application (Spring/Summer Applications Postemergence on Weeds)

Carfentramax may be applied alone or in combination with other registered herbicides between cuttings (in-season) for the postemergence control of weeds in established crop stands. In-season applications must be made as soon as possible after removal of the previous hay crop and prior to significant regrowth on stems and crowns. Applications may be made from hay removal up to 6 inches of new growth. To control insect pests, Carfentramax may be tank mixed with insecticides, including insecticides containing zeta-cypermethrin.

Carfentramax Use Rates – Postemergence

For optimum results, weeds must be treated when small. Applications must be made in spray volumes sufficient to provide complete coverage of foliage. Use a minimum of 10 gallons of finished spray per acre for ground application equipment, and a minimum of 3 gallons per acre of finished spray for aerial equipment. For optimum results, apply Carfentramax to weeds up to 4 inches tall and rosettes less than 3 inches across. Use a quality nonionic surfactant (NIS) at 0.25% v/v (2 pints per 100 gallons of spray solution) having at least 80% active ingredient. For more active treatments, use a Crop Oil Concentrate (COC) at 0.5 to 1.0% v/v (one half to one gallon per 100 gallons). Some temporary leaf speckling and necrosis may occur on green alfalfa or clover tissue present with between cutting applications, which should be rapidly outgrown under good growing conditions. Adjuvant selection and high moisture environmental conditions will enhance this effect. A high quality sprayable liquid nitrogen fertilizer at 2 to 4 % v/v (2 to 4 gallons per 100 gallons spray solution) or ammonium sulfate (AMS) at the rate of 2 to 4 pounds per acre in addition to the nonionic surfactant methylated seed oil or crop oil is allowed. Coverage is essential for satisfactory performance. Repeat application if necessary. **DO NOT** irrigate just prior to or just after application. Weed control under dry and hot conditions will be improved with COC or similar products.

(continued)

Alfalfa and Clover (Established Stands Only) Crop Group 18 Non-grass Animal Feed *(continued)*

Harvest Aid Treatment

Apply Carfentramax to crops grown for forage, hay or seed alone or as a tank mixture with other harvest aids. Applications must be made when the crop is mature, or according to Extension Service guidelines in the use area. Apply Carfentramax at 2.0 to 3.8 fl oz (0.031 to 0.06 lb. ai) per acre, but not to exceed maximum labeled rates. If treatments of Carfentramax have been made to the crop earlier, that volume must be considered in determining the maximum use rate as a harvest aid treatment. Applications must be made in spray volumes sufficient to provide complete coverage of foliage. Use a minimum of 10 gallons of finished spray per acre for ground application and 5 gallons per acre for aerial application. A nonionic surfactant (NIS), methylated seed oil (MSO) or crop oil concentrate (COC) is required. Use a nonionic surfactant (NIS) at 0.25% v/v (2 pints per 100 gallons of spray solution) having at least 80% active ingredient, or a methylated seed oil, or crop oil concentrate (COC)(petroleum or seed oil) at 1 to 2% v/v (1 to 2 gallons per 100 gallons of spray solution). A high quality sprayable liquid nitrogen fertilizer at 2 to 4 % v/v (2 to 4 gallons per 100 gallons spray solution) or ammonium sulfate (AMS) at the rate of 2 to 4 pounds per acre in addition to the nonionic surfactant methylated seed oil or crop oil is allowed. Coverage is essential for satisfactory performance. Repeat application if necessary.

Tank Mix

For tank mixture applications, refer to the use directions and restrictions of the mixture product. Carfentramax may be tank mixed with other labeled herbicides to control weeds not listed on this label. Read and follow all manufacturers' label directions and label restrictions for the companion herbicide. When tank mixing Carfentramax with other products, be sure Carfentramax is mixed in the spray tank water first. If applied as a tank mixture, refer to the other product's label for restrictions on tank mixing, and observe all label precautions, instructions and rotational cropping restrictions.

ASPARAGUS

Methods and Timing	Target Weeds	Rates
Postemergence Weed Control	Refer to table 2	Apply one to two applications of Carfentramax at 0.5 to 1.92 fl oz (0.008 to 0.031 lb. ai) per acre. Use higher rates when Asparagus tissues and weeds are under stress or are larger.
Restrictions		
<p>DO NOT apply more than 3.84 fl oz (0.06 lb. ai) per acre per year.</p> <p>DO NOT apply more than 1.92 fl oz (0.031 lb ai) per acre per application.</p> <p>DO NOT exceed 2 applications per year at reduced rates.</p> <p>DO NOT make applications less than 20 days apart.</p> <p>DO NOT apply within 5 days of harvest.</p>		
<p>DIRECTIONS FOR USE:</p> <p>Apply Carfentramax as a broadcast application after harvest of Asparagus spears for control of broadleaf weeds and new existing Asparagus tissues.</p> <p>Coverage is essential for good control.</p> <p>Adjuvant Requirements</p> <p>Applications must be made in spray volumes sufficient to provide complete coverage of foliage. Use a minimum of 10 gallons of finished spray per acre for ground application and 5 gallons per acre for aerial application. A nonionic surfactant (NIS), methylated seed oil (MSO) or crop oil concentrate (COC) is required. Use a nonionic surfactant (NIS) at 0.25% v/v (2 pints per 100 gallons of spray solution) having at least 80% active ingredient, or a methylated seed oil, or crop oil concentrate (COC)(petroleum or seed oil) at 1 to 2% v/v (1 to 2 gallons per 100 gallons of spray solution). A high quality sprayable liquid nitrogen fertilizer at 2 to 4 % v/v (2 to 4 gallons per 100 gallons spray solution) or ammonium sulfate (AMS) at the rate of 2 to 4 pounds per acre in addition to the nonionic surfactant methylated seed oil or crop oil is allowed. Repeat application if necessary.</p> <p>Tank Mix</p> <p>For specific mixing instructions, refer to the Mixing and Loading Instructions under the PRODUCT INFORMATION section.</p>		

BUSHBERRY Subgroup 13-07B including: aronia berry, highbush blueberry, lowbush blueberry, buffalo currant, Chilean guava, highbush cranberry, black currant, red currant, elderberry, European barberry, gooseberry, edible honeysuckle, huckleberry, jostaberry, juneberry (saskatoon berry), lingonberry, native currant, salal, sea buckthorn and cultivars, varieties, and/or hybrids of these

Methods and Timing	Target Weeds	Rates
Postemergence Weed Control	Refer to table 2	Up to 2.0 fl oz (0.031 lb. ai) per acre.

Restrictions

DO NOT apply more than 2.0 fl oz (0.031 lb. ai) during the dormant season.

DO NOT apply more than 6.15 fl oz (0.96 lb. ai) per acre per year.

DO NOT apply more than 2.0 fl oz (0.031 lb. ai) per acre per application.

DO NOT exceed 6 applications per year at reduced rates.

DO NOT make applications less than 14 days apart.

Can be applied up to harvest.

DIRECTIONS FOR USE

Carfentramax applications will control susceptible emerged broadleaf weeds. Repeat applications may be necessary for weeds that emerge after an Carfentramax treatment.

Equipment and Application

Apply only by ground equipment including boom sprayers, shielded or hooded sprayers, hand-held or high-volume wands or orchard guns. Use a minimum of 20 gallons finished spray solution per broadcast acre.

Dormant Applications

Apply Carfentramax as a broadcast application to the base of the trunk to control emerged and actively growing weeds during the dormant stage of the crop.

Post-directed Applications for Broadleaf Weed Control

Apply Carfentramax as a directed spray avoiding contact with the berry plant but directed at actively growing weeds. Carfentramax is a contact herbicide and coverage is essential for good weed control. **DO NOT** allow Carfentramax spray mist to come in contact with green stem tissue, desirable fruit, blooms or foliage.

Newly planted bush berries must be treated with shielded sprayers or hooded sprayers.

(continued)

BUSHBERRY Subgroup 13-07B (continued)

Carfentramax Use Rates

Apply up to 2 fl oz (0.031 lb. ai) Carfentramax per broadcast acre. For best control, apply to seedling weeds in the 2 to 3-leaf stage. Use higher labeled rates of Carfentramax for larger weeds up to 6 leaves. Weeds greater than 6 leaves may be only partially controlled. See Table 2 for Carfentramax use rates and weeds controlled.

Adjuvant Requirements

A nonionic surfactant (NIS), methylated seed oil (MSO) or crop oil concentrate (COC) is required. Use a nonionic surfactant (NIS) at 0.25% v/v (2 pints per 100 gallons of spray solution) having at least 80% active ingredient, or a methylated seed oil, or crop oil concentrate (COC) (petroleum or seed oil) at 1 to 2% v/v (1 to 2 gallons per 100 gallons of spray solution). A high quality sprayable liquid nitrogen fertilizer at 2 to 4 % v/v (2 to 4 gallons per 100 gallons spray solution) or ammonium sulfate (AMS) at the rate of 2 to 4 pounds per acre in addition to the nonionic surfactant methylated seed oil or crop oil is allowed.

Tank Mix

Carfentramax may be mixed with other registered herbicides for broader spectrum weed control. When tank mixing with fertilizer solutions, be sure to prepare an Carfentramax premixture of Carfentramax and clean water.

See Mixing and Loading Instructions under the PRODUCT INFORMATION section of this label for specific mixing instructions. Refer to this and the other product's labels for mixing instructions, precautions, and restrictions. Follow the most restrictive instructions for each tank-mix partner.

Precautions

Extreme caution must be taken during applications when desirable fruit, foliage and/or blooms are present in order to avoid spotting or necrosis.

Restrictions

- **DO NOT** allow Carfentramax spray mist to come in contact with green stem tissue, desirable fruit, blooms or foliage.
- For seedling or newly transplanted bushes, **DO NOT** allow spray to contact green bark of trunk area.
- Use shielded sprayers only.

(continued)

BUSHBERRY Subgroup 13-07B (continued)**Band Treatment Application**

For band treatment, apply the broadcast equivalent rate and volume per acre. To determine these:

$$\frac{\text{Band Width Inches}}{\text{Row Width Inches}} \times \text{Broadcast Rate Per Acre} = \text{Band Rate}$$

$$\frac{\text{Band Width Inches}}{\text{Row Width Inches}} \times \text{Broadcast Volume Per Acre} = \text{Band Volume}$$

CANEBERRY (Subgroup 13-07A) including: blackberry, loganberry, black and red raspberry, wild raspberry, and cultivars, varieties, and/or hybrids of these

Methods and Timing	Target Weeds	Rates
Postemergence Weed Control	Refer to table 2	Apply 6.4 fl oz Carfentramax(0.1 lb. ai) per broadcast acre as a directed spray when weeds and primocanes are approximately 6 inches tall. Apply up to 2 fl oz (0.031 lb. ai) Carfentramax per broadcast acre. For best control, apply to actively growing weeds up to 4 inches tall or rosettes less than 3 inches across.

Restrictions

DO NOT apply more than 25.6 fl oz (0.4 lb. ai) per acre per year.

DO NOT apply more than 6.4 fl oz (0.1 lb. ai) per acre per application as a directed spray.

DO NOT apply more than 2 fl oz (0.031 lb. ai) per acre per application.

DO NOT make more than 12 applications per year at reduced rates.

DO NOT make applications less than 14 days apart.

DO NOT apply within 15 days of harvest.

(continued)

CANEBERRY (Subgroup 13-07A) (continued)

DIRECTIONS FOR USE:

Equipment and Application

Apply only by ground equipment including boom sprayers, shielded or hooded sprayers, hand-held or high-volume wands or orchard guns.

Post-Directed Application for Primocane and Weed Control

Carfentramax is a contact herbicide for directed application for the control of primocanes and weeds.

Use a minimum of 20 gallons finished spray per broadcast acre at intervals of 14 to 21 days. Direct spray to the bottom 18 inches of the canes and to the soil 24 inches from each side of the plant row. Refer to weed control list in Table 2 for appropriate weed control information.

Adjuvant Requirements

An adjuvant is required. See Adjuvant Requirements below under weed control.

Post-directed Application for Weed Control

Apply Carfentramax as a directed spray avoiding contact with the berry plant but directed at actively growing weeds. Carfentramax is a contact herbicide and coverage is essential for good weed control. Use a minimum of 20 gallons finished spray solution per acre.

Adjuvant Requirements

A nonionic surfactant (NIS), methylated seed oil (MSO) or crop oil concentrate (COC) is required. Use a nonionic surfactant (NIS) at 0.25% v/v (2 pints per 100 gallons of spray solution) having at least 80% active ingredient, or a methylated seed oil, or crop oil concentrate (COC) (petroleum or seed oil) at 1 to 2% v/v (1 to 2 gallons per 100 gallons of spray solution). A high quality sprayable liquid nitrogen fertilizer at 2 to 4% v/v (2 to 4 gallons per 100 gallons spray solution) or ammonium sulfate (AMS) at the rate of 2 to 4 pounds per acre in addition to the nonionic surfactant methylated seed oil or crop oil is allowed.

Tank Mix

Carfentramax may be mixed with other herbicides registered in caneberrys for broader spectrum weed control.

Carfentramax must be the first product added to the spray tank water. See Mixing and Loading Instructions under the PRODUCT INFORMATION section of this label for specific mixing instructions. Refer to this and the other product's labels for mixing instructions, precautions, and restrictions. Follow the most restrictive instructions for each tank-mix partner.

(continued)

CANEBERRY (Subgroup 13-07A) (continued)**Precautions**

Extreme caution must be taken during applications when desirable fruit, foliage and/or blooms are present in order to avoid spotting or necrosis.

Restrictions

- **DO NOT** allow Carfentramax spray mist to come in contact with green stem tissue, desirable fruit, blooms or foliage.
- Newly planted caneberries must be treated with shielded sprayers or hooded sprayers.
- **DO NOT** apply when conditions favor drift or when wind is above 10 mph.

Band Treatment Application

For band treatment, apply the broadcast equivalent rate and volume per acre. To determine these:

$$\frac{\text{Band Width Inches}}{\text{Row Width Inches}} \times \text{Broadcast Rate Per Acre} = \text{Band Rate}$$

$$\frac{\text{Band Width Inches}}{\text{Row Width Inches}} \times \text{Broadcast Volume Per Acre} = \text{Band Volume}$$

Coverage is essential for good control.

CORN (Field, Seed, Silage, Popcorn, Sweet Corn – Processing and Fresh Market)

Methods and Timing	Target Weeds	Rates
Preplant Burndown	Refer to table 2	Up to 2.0 fl oz (0.031 lb. ai) per acre
Postemergence (Broadcast)	Refer to table 2	Up to 1.0 fl oz (0.016 lb. ai) per acre
Postemergence (Hooded Sprayer and Directed Applications)	Refer to table 2	Up to 2.0 fl oz (0.031 lb. ai) per acre
Harvest Aid	Refer to table 2	1.0 to 2.0 fl oz (0.016 – 0.031 lb. ai) per acre

(continued)

CORN (continued)

Restrictions

DO NOT apply more than 2.0 fl oz (0.031 lb. ai) per acre per year including all preplant, in-crop, and harvest aid applications.

DO NOT apply more than 2.0 fl oz (0.031 lb. ai) per acre per application except postemergence (broadcast).

For postemergence (broadcast), **DO NOT** apply more than 1 fl oz (0.016 lb. ai) per acre per application.

DO NOT apply when conditions favor drift or when wind is above 10 miles per hour.

DO NOT make more than 3 applications per year at reduced rates.

DO NOT make applications less than 14 days apart.

For postemergence applications, **DO NOT** apply after 14 leaf collar.

For harvest aid applications, **DO NOT** apply within 3 days of harvest.

Directions for Use:

Preplant Burndown:

Refer to the preplant burndown section of this label.

Postemergence Weed Control Treatment

Apply Carfentramax alone or as a tank mixture with other herbicides to emerged and actively growing weeds. Apply to corn in all tillage systems from prior to planting up to 14-leaf collar growth stage. When applying Carfentramax to corn greater than V8 stage, utilize drop nozzles aligned between the rows with directed application to reduce contact with the corn foliage and improve contact with the weeds. For optimum performance, make application to actively growing weeds up to 4 inches high and rosettes less than 3 inches across. **Coverage is essential for good control.**

Adjuvant Requirements:

Use a non-ionic surfactant (NIS) at 0.25% v/v (2 pints per 100 gallons of spray solution). Under dry conditions, the use of a crop oil concentrate (COC) at 1.0% v/v may improve weed control. The use of crop oil concentrate can increase leaf speckling and crop response on treated corn leaves.

Broadcast Applications:

Use Carfentramax up to 1.0 fl oz (0.016 lb. ai) per acre. Use higher rates when weeds are under stress or are larger.

Applications must be made by ground equipment using a minimum finished spray volume of 10 gallons of spray per acre or by air at a minimum finished spray volume of 3 gallons of spray per acre. Refer to weed control list in Table 2 for appropriate weed control information.

(continued)

CORN (continued)

Tank Mix

Carfentramax may be tank-mixed with other corn herbicides to control weeds not listed on this label. Read and follow all manufacturers' label directions for the companion herbicides. When tank mixing Carfentramax with other labeled corn herbicides, use adjuvants as directed by the tank mix partner's label. These may include nonionic surfactant, crop oil concentrate, 28% nitrogen, ammonium sulfate or combinations of these. For specific mixing instructions, refer to the Mixing and Loading Instructions under the PRODUCT INFORMATION section.

Refer to the other product's label for restrictions on tank mixing, and observe all label precautions, instructions, and rotational cropping restrictions. Adjust sprayers to position spray tips no lower than 18 inches above the crop. Operate the sprayer to avoid the application of high herbicide rates directly over the rows and/or into the whorl of the corn plant. Overlaps and slower ground speeds (caused by continuing to spray while starting, stopping or turning) may result in higher application rates and possible crop response.

It is the pesticide user's responsibility to ensure that all products are registered for the intended use. Read and follow the applicable restrictions and limitations and directions for use on all product labels involved in tank mixing. Users must follow the most restrictive directions for use and precautionary statements of each product in the tank mixture.

(continued)

CORN (continued)**Carfentramax plus Atrazine**

Carfentramax may be tank mixed at a rate of 0.5 fl oz (0.008 lb. ai) per acre with Atrazine 4L (16 fluid ounces per acre) or Atrazine 90DF (0.6 -1.6 pounds per acre) to control the following weeds:

When used as directed, Carfentramax + atrazine will provide control of listed weeds up to 4 inches tall.

Amaranth, Palmer (not triazine resistant)	Copperleaf, hophornbeam	Mallow, Venice	Purslane, common
Amaranth, spiny	Croton, wooly	Morningglory spp.	Sesbania, hemp
Anoda, spurred	Devilsclaw	Nightshade, Eastern black	Thistle, Russian
Buckwheat, wild	Eveningprimrose, cutleaf	Nightshade, hairy	Velvetleaf
Buffalobur	Jimsonweed	Pigweed, redroot	Waterhemp, common
Carpetweed	Kochia *	Pigweed, smooth	Waterhemp, tall
Cocklebur	Lambsquarters, common	Potato, volunteer	

* Kochia control up to 2 inches tall with Carfentramax+ Atrazine + COC only.

Refer to the Atrazine labels for additional weed listings and for higher use rates.

Carfentramax plus Dicamba

Carfentramax at 0.5 fl oz (0.008 lb. ai) per acre plus 0.25% v/v nonionic surfactant (2 pints per 100 gallons) can be tank mixed with dicamba herbicides (8 -16 fluid ounces per acre) for control of broadleaf weeds including the following:

When used as directed, Carfentramax + dicamba will provide control of listed weeds up to 4 inches tall.

Buckwheat, wild	Morningglory spp.	Potato, volunteer	Thistle, Russian
Cocklebur, common	Nightshade, black	Ragweed, common	Velvetleaf
Jimsonweed	Pigweed, redroot	Ragweed, giant	Waterhemp, common
Kochia	Pigweed, smooth	Smartweed, PA (seedling)	Waterhemp, tall
Lambsquarters	Pigweed, triazine resistant	Sunflower, common	

Refer to the dicamba labels for additional weed listings and for higher use rates.

Refer to the Tank Mixture Section for information on potential leaf injury.

CORN (continued)

Carfentramax Plus Atrazine Plus Dicamba or 2,4-D

For the control of additional or certain larger weeds up to 6 inches tall, Atrazine may be added to the tank mixtures of Carfentramax plus dicamba or Carfentramax plus 2,4-D (amine).

Add 2,4-D (amine) to the tank mix at 0.125 to 0.25 lb. ai per acre or dicamba at the labeled rate. Higher rates of atrazine and dicamba herbicides are allowed, but **DO NOT** exceed the specific label use rates allowed by these labels. Add a 0.25% v/v nonionic surfactant (2 pints per 100 gallons) to the tank mixture. Under very dry soil moisture conditions, the use of crop oil concentrate at 1% v/v (1 gallon per 100 gallons spray solution) may improve weed control. The use of crop oil concentrate may increase leaf speckling. Refer to the Tank Mixture section for information on potential leaf injury.

For control of the following weeds up to 6 inches in height, or as specified, add dicamba at 3 to 8 fluid ounces per acre to Carfentramax tank mixes with atrazine or to Carfentramax tank mixes with other products that allow the use of dicamba on their labels.

Amaranth, Palmer (up to 4 inches)	Nightshade, Eastern black	Smartweeds, annual (seedling)
Amaranth, spiny (up to 4 inches)	Nightshade, hairy	Sunflower, common (up to 4 inches tall)
Cocklebur, common	Pigweed, redroot	Velvetleaf (up to 24 inches)
Kochia (up to 4 inches)	Pigweed, smooth	Waterhemp, common
Lambsquarters, common	Ragweed, common	Waterhemp, tall
Morningglory spp.	Ragweed, giant (up to 4 inches tall)	

Directed Spray Applications:

Apply Carfentramax with drop nozzles between the rows to the target weeds and away from the whorl of the corn plant. Directed spray applications must be used when corn is V8 to V14 stage. Apply Carfentramax up to 2.0 fl oz (0.031 lb. ai) per acre. Be aware that weeds growing in and under the dense canopies may not receive adequate spray coverage and may require the use of higher spray volumes for acceptable control. Use appropriate rates of adjuvants including non-ionic surfactant (NIS), crop oil concentrate (COC), or methylated seed oil (MSO).

(continued)

CORN (continued)

Hooded Sprayer Applications:

Apply Carfentramax up to 2.0 fl oz (0.031 lb. ai) per acre. Apply Carfentramax with hooded sprayers to control labeled weeds between the rows of the crop. Refer to the Hooded Sprayer Applications section of this label for additional specific use directions.

Harvest Aid:

Apply 1.0 to 2.0 fl oz Carfentramax (0.016 – 0.031 lb. ai) per acre, but not to exceed maximum labeled rates. If treatments of Carfentramax have been made to the crop earlier, that volume must be considered in determining the maximum use rate as a harvest aid treatment.

Applications must be made in spray volumes sufficient to provide complete coverage of foliage. Use a minimum of 15 gallons of finished spray per acre for ground application and 5 gallons per acre for aerial application. A methylated seed oil (MSO) or crop oil concentrate (COC) is required. Use methylated seed oil, or crop oil concentrate (COC) (petroleum or seed oil) at 1 to 2% v/v (1 to 2 gallons per 100 gallons of spray solution). A high quality sprayable liquid nitrogen fertilizer at 2 to 4 % v/v (2 to 4 gallons per 100 gallons spray solution) or ammonium sulfate (AMS) at the rate of 2 to 4 pounds per acre in addition to the methylated seed oil or crop oil is allowed.

Coverage is essential for satisfactory performance

Seed Corn Production:

For seed production fields, apply Carfentramax using drop nozzles or other equipment to make a directed spray treatment. Avoid directing spray solution into the whorl.

Seed corn inbred lines have generally shown good tolerance to Carfentramax. However, all inbred lines have not been tested. Broadcast applications may result in spray being concentrated into the whorl of the plant that will increase leaf response. To minimize application into the whorl of the plants, drop nozzles or other type directed sprayers must be used to direct the spray to the targeted weeds.

Sweet Corn Precaution:

When applying Carfentramax to sweet corn; broadcast applications may result in spray being concentrated into the whorl of the plant that will increase leaf response. To minimize application into the whorl of the plants, drop nozzles or other type directed sprayers must be used to direct the spray to the targeted weeds.

Use only NIS as the spray adjuvant in sweet corn applications.

(continued)

CORN (continued)**Application Precautions:**

Leaf speckling can occur when Carfentramax is used with certain crop protection products and adjuvants. Refer to the Tank Mixtures and Adjuvants requirements sections under PRODUCT INFORMATION. Bromoxynil mixtures and bentazon mixtures may cause significant crop response when in contact with crop foliage.

Crop Response

The application of Carfentramax to corn may result in temporary crop response including speckling or necrosis of the leaves. Grain yields will not be affected. **DO NOT** make applications when air temperatures are abnormally cool or humidity is high or if the corn foliage is wet from dew, rainfall or irrigation. Users must be aware of these inherent risks and accept these risks prior to application of Carfentramax.

For additional information regarding potential crop response, refer to the PRODUCT INFORMATION section of the Carfentramax label.

COTTON

Methods and Timing	Target Weeds	Rates
Removal of Failed Cotton Stands	Failed Cotton (up to 3 leaf cotton)	1.0 to 1.6 fl oz (0.016 – 0.025 lb. ai) per acre
Pre Plant Burndown	Refer to table 2	Up to 1.6 fl oz (0.025 lb. ai) per acre
Postemergence (Hooded Sprayer)	Refer to table 2	Up to 1.6 fl oz (0.025 lb. ai) per acre
Postemergence (Post-directed and Lay-by)	Refer to table 2	Up to 1.6 fl oz (0.025 lb. ai) per acre
Defoliation/Harvest Aid	Defoliate and desiccate cotton and troublesome weeds	Up to 1.6 fl oz (0.025 lb. ai) per acre

Restrictions

DO NOT apply more than 7.9 fl oz (0.124 lb. ai) per acre per year including preplant, in-season weed control and harvest aid.

DO NOT apply more than 3.2 fl oz (0.05 lb. ai) per acre per year as a harvest aid.

DO NOT apply more than 1.6 fl oz (0.025 lb. ai) per acre per application.

DO NOT make more than 8 applications per year at reduced rates.

DO NOT make applications less than 14 days apart.

DO NOT apply within 7 days of harvest.

(continued)

COTTON (continued)

DIRECTIONS FOR USE:

Removal of Failed Cotton Stands

Apply 1.0 to 1.6 fl oz Carfentramax (0.016 to 0.025 lb. ai) per acre broadcast as a foliar spray over the top of the remaining cotton plants with sufficient spray volume to provide adequate coverage of the cotton plant, particularly the terminal area. Use higher rates on larger failed cotton. For best results **DO NOT** exceed 3 leaf cotton. **Coverage is essential for good control.**

Pre Plant Burndown

See instructions under the Pre-Plant Burndown section of this label.

Postemergence Hooded Sprayer Applications

Apply Carfentramax with hooded sprayers to control labeled weeds between the rows of the crop. Applications to cotton at 5 to 6 nodes or less must be made with hooded or shielded sprayer equipment to completely avoid contact with cotton plants. Refer to the Hooded Sprayer Applications section of this label for additional specific use directions.

Postemergence Post-directed and Lay-by Applications

Apply Carfentramax alone or as a tank mixture with other herbicides to emerged and actively growing weeds. For specific mixing instructions, refer to the Mixing and Loading Instructions under the PRODUCT INFORMATION section. Applications of Carfentramax or Carfentramax tank mixes must be made with directed sprayers or hooded sprayers to prevent contact of spray solution with the cotton plant. **DO NOT** allow spray solution to contact cotton foliage, green stem tissue, or blooms. Directed spray equipment must position nozzles a minimum 3 to 4 inches above the soil, with nozzles directed beneath the crop canopy. Carfentramax or Carfentramax tank mix applications must be made to cotton that is a minimum of 6 inches in height. Apply lay-by applications of Carfentramax or Carfentramax tank mixtures at later growth stages of cotton when cotton plants have achieved a height of 12 inches or more with sufficient bark development and height differential between crop bottom leaves and the soil. Spray solution must be directed at the base of cotton plants for minimal contact with green stem tissue or foliage while maintaining maximum contact with broadleaf weeds that are at appropriate treatment size.

For optimum performance, make application to actively growing weeds up to 4 inches tall and rosettes less than 3 inches across. **Coverage is essential for good control.**

(continued)

COTTON (continued)

Carfentramax Use Rates and Weeds Controlled

Apply up to 1.6 fl oz (0.025 lb. ai/A) Carfentramax as a post-directed treatment using a directed sprayer a hooded sprayer or lay-by sprayer delivering a minimum finished spray volume of 10 gallons per acre. **DO NOT** apply more than 3.2 fl oz (0.05 lb.ai) Carfentramax per year by post-directed and lay-by applications. Refer to weed control list in Table 2 for appropriate weed control information.

For control of additional broadleaf weeds and grasses, Carfentramax may be tank mixed with other herbicides registered for cotton post-directed and/or lay-by applications. Refer to the other product's label for restrictions on tank mixing, and observe all label precautions, instructions and rotational cropping restrictions.

Defoliation / Harvest Aid Application

Apply Carfentramax as a harvest aid to defoliate and desiccate cotton and troublesome weeds that may be present at harvest. Apply Carfentramax alone or as a tank mixture with other cotton harvest aids. Use a quality spray adjuvant including nonionic surfactant (NIS) or crop oil concentrate (COC) at the specified rates. NIS is the better choice during warmer periods with COC being the better choice for applications during cooler periods. Make application when 60 to 70 percent of the bolls are open, or according to the State Agricultural Extension Service guidelines in the use area.

Apply up to 1.6 fl oz Carfentramax (up to 0.031 lb. ai per acre) in spray volume sufficient to provide complete coverage of cotton foliage. Use a minimum of 10 gallons of finished spray per acre for ground application and 5 gallons per acre for aerial application. **Coverage is essential for good defoliation.** Repeat application if necessary to remove remaining foliage. **DO NOT** apply more than 3.2 fl oz (0.05 lb. ai) per acre per year as a harvest aid. Dense cotton canopy, large plant size, and environmental conditions not conducive to complete plant coverage may reduce initial application performance and increase the need for a second application.

Adjuvant Recommendation

A nonionic surfactant (NIS), methylated seed oil (MSO) or crop oil concentrate (COC) is required. Use a nonionic surfactant (NIS) at 0.25% v/v (2 pints per 100 gallons of spray solution) having at least 80% active ingredient, or a methylated seed oil, or crop oil concentrate (COC) (petroleum or seed oil) at 1 to 2% v/v (1 to 2 gallons per 100 gallons of spray solution). A high quality sprayable liquid nitrogen fertilizer at 2 to 4 % v/v (2 to 4 gallons per 100 gallons spray solution) or ammonium sulfate (AMS) at the rate of 2 to 4 pounds per acre in addition to the nonionic surfactant methylated seed oil or crop oil is allowed.

(continued)

COTTON (continued)

Tank Mix

Apply Carfentramax alone, as a tank mix, or as a sequential application alone or tank mixed with other registered cotton harvest aid products. Refer to the other product's label for restrictions on tank mixing, and observe all label precautions, instructions and rotational cropping restrictions.

DRIED SHELLED BEANS, PEAS (Crop Group 6, except soybean)

including: bean (*Lupinus* spp.) (includes grain lupin, sweet lupin, white lupin, and white sweet lupin), bean (*Phaseolus* spp.) (includes field bean, kidney bean, lima bean, navy bean, pinto bean, runner bean, snap bean, tepary bean, wax bean), bean (*Vigna* spp.) (includes adzuki bean, asparagus bean, blackeyed pea, catjang, Chinese longbean, cow pea, crowder pea, moth bean, mung bean, rice bean, southern pea, urd bean, yardlong bean), broad bean (fava), chickpea (garbanzo), guar, jackbean, lablab bean (hyacinth bean), lentil, pea (*Pisum* spp.) (includes dwarf pea, edible podded pea, English pea, field pea, garden pea, green pea, snowpea, sugar snap pea), pigeon pea, soybean (immature seed), sword bean

FLAX AND VEGETABLE FOLIAGE OF LEGUME (Crop Group 7) including: plant parts of any legume vegetable include in the legume vegetables group that will be used as animal feed

Methods and Timing	Target Weeds	Rates
Preplant Burndown	Refer to table 2	Up to 2.0 fl oz (0.031 lb. ai) per acre.
Harvest Aid Applications	Refer to table 2	1.0 to 6.1 fl oz (0.016 to 0.096 lb. ai) per acre.
Restrictions		
DO NOT apply more than 6.15 fl oz (0.096 lb. ai) per acre per year.		
For preplant burndown, DO NOT apply more than 2.0 fl oz (0.031 lb. ai) per acre per application.		
For harvest aid applications, DO NOT apply more than 6.1 fl oz (0.096 lb. ai) per acre per application.		
DO NOT make more than 3 applications per year at reduced rates.		
Applications must be at least 14 days apart.		
Can be applied up to 0 days before harvest.		

(continued)

FLAX AND VEGETABLE FOLIAGE OF LEGUME (Crop Group 7) (continued)

Directions for Use:

Preplant Burndown:

Refer to the preplant burn down section of this label.

Harvest Aid Treatment:

Apply Carfentramax as a harvest aid to dry beans and dry peas at maturity when 80 to 90% of seed pods are yellow or buck skin in color and only 30% of green leaves remain on the plant. Apply to flax when 75% of the bolls have turned brown. Thorough coverage is essential for harvest aid and multiple applications may be needed. For optimum performance use 15 to 30 gallons per acre finished sprayed with a methylated seed oil (MSO) type adjuvant to ensure thorough coverage and retention for harvest aid.

Carfentramax Use rates:

Apply Carfentramax alone or as a tank mixture with other harvest aids. Apply Carfentramax at 1.0 to 6.1 fl oz (0.016 to 0.096 lb. ai) per acre, but not to exceed maximum labeled rates. Applications must be made in spray volumes sufficient to provide complete coverage of foliage. Use a minimum of 15 gallons of finished spray per acre for ground application and 5 gallons per acre for aerial application.

Adjuvant Requirements:

A methylated seed oil (MSO) or crop oil concentrate (COC) is required at 1 to 2% v/v (1 to 2 gallons per 100 gallons of spray solution). The addition of a high quality sprayable liquid nitrogen fertilizer at 2 to 4% v/v (2 to 4 gallons per 100 gallons spray solution) or ammonium sulfate (AMS) at the rate of 2 to 4 pounds per acre in addition to the methylated seed oil or crop oil may enhance performance. If spraying dry beans before full maturity and pods are not all mature and turning color, a repeat application may be necessary.

Tank Mix

If applied as a tank mixture, refer to the other product's label for restrictions on tank mixing, and observe all label precautions, instructions and rotational cropping restrictions.

FALLOW SYSTEMS

Methods and Timing	Target Weeds	Rates
Emerged Weed Control	Refer to table 2	Up to 2.0 fl oz (0.031 lb. ai) per acre.

Restrictions

For crop planting information following fallow treatments, refer to the preplant burndown for planting interval instructions.

DO NOT apply more than 2.0 fl oz (0.031 lb. ai) per acre per year.

DO NOT apply more than 2.0 fl oz (0.031 lb. ai) per acre per application.

DO NOT make more than 2 applications per year at reduced rates.

Directions for Use:

Apply Carfentramax by ground or air alone or with other herbicides in the fallow period prior to planting or the emergence of any crop listed on this label to control or suppress weeds. For optimum performance, make applications to actively growing weeds up to 4 inches high or rosettes less than 3 inches across. **Coverage is essential for good weed control.**

Carfentramax may be utilized in Fallow Cropping Systems for chemical weed control to aid in moisture conservation between cropping periods.

Adjuvant Requirements

A nonionic surfactant, crop oil concentrate or methylated seed oil is required. Use a nonionic surfactant (NIS) at 0.25% v/v (2 pints per 100 gallons of spray solution) having at least 80% active ingredient or a petroleum or oil seed based crop oil concentrate (COC) at 1.0 to 2 % v/v (1.0 to 2.0 gallons per 100 gallons of spray solution) or a methylated seed oil (MSO). A high quality sprayable liquid nitrogen fertilizer at 2 to 4 % v/v (2 to 4 gallons per 100 gallons) or ammonium sulfate at 2 to 4 pounds per acre in addition to the selected NIS, MSO or COC is allowed.

Tank Mix

For all products used in tank mixes, refer to the specific product labels for all restrictions on tank mixing and observe all label precautions, instructions, and rotational cropping restrictions. Optimum broad-spectrum control of annual and perennial weeds requires a tank mix with a broad-spectrum burndown herbicide including glyphosate, glufosinate or paraquat. Refer to Table 2 for proper use rate for weed spectrum. For specific mixing instructions, refer to the Mixing and Loading Instructions under the PRODUCT INFORMATION section.

FRUIT, SMALL VINE CLIMBING (Subgroup 13-07F, except fuzzy kiwifruit) including: amur river grape, gooseberry, grape, hardy kiwifruit, maypop, Schisandra berry and cultivars, varieties, and/or hybrids of these

Methods and Timing	Target Weeds	Rates
Postemergence Weed Control	Refer to table 2	Up to 2.0 fl oz (0.031 lb. ai) per acre.
Sucker Management		Up to 2.0 fl oz (0.031 lb. ai) per acre.

Restrictions

DO NOT apply more than 2.0 fl oz (0.031 lb. ai) per acre per application (including preplant site preparation treatments).

DO NOT apply more than 7.9 fl oz (0.124 lb. ai) per acre per year.

DO NOT make more than 4 applications per year.

DO NOT make applications less than 14 days apart.

DO NOT apply within 3 days of harvest.

DIRECTIONS FOR USE

Carfentramax may be applied for postemergence weed control or for sucker control.

Postemergence Weed Control

Directed and Hooded Spray Treatment

Apply Carfentramax alone or as a tank mixture with other herbicides as a postemergence directed spray treatment or as a hooded spray treatment to control emerged and actively growing weeds. Apply Carfentramax at up to 2.0 fl oz (0.031 lb. ai) per acre. Apply Carfentramax to middles (between rows of plants) and in strips (in row of plants). Refer to weed control list in Table 2 for appropriate weed control information.

Apply Carfentramax at any time during the season (see precautions). Carfentramax may be mixed with other herbicides that have pre-emergence or post-emergence activity. Any preemergence activity must rely on activity from other herbicides as directed on their labels.

Sucker Management

Carfentramax is effective as an aid in the management of undesirable sucker growth from the base of vine trunks or root sprouts. Apply Carfentramax at 2.0 fl oz (0.031 lb. ai) per acre. Suckers and other undesirable growth must be treated when the tissue is young and not mature and/or hardened off. Care must be taken not to allow spray mist to contact desirable fruit or foliage or green stem tissue (see precautions). Application of Carfentramax with other sucker control herbicides is allowed.

(continued)

FRUIT, SMALL VINE CLIMBING (Subgroup 13-07F, except fuzzy kiwifruit) (continued)

Hooded Sprayer Applications

Apply Carfentramax with hooded sprayers to control labeled weeds between the rows of the crop. Refer to the Hooded Sprayer Applications section of this label for additional specific use directions.

Equipment and Application

Coverage is essential for good control. Use a spray volume adequate to obtain thorough coverage with a minimum of 10 gallons of finished spray per acre. Apply only with ground equipment. Apply Carfentramax with hooded sprayers, boom equipment, shielded sprayers, hand-held and high-volume wands or orchard guns. Always add Carfentramax to the spray tank first.

Adjuvant Requirements

Control is enhanced with the addition of a nonionic surfactant (NIS) or crop oil concentrate (COC). Use a quality nonionic surfactant (NIS) containing at least 80% active at 0.25% v/v (2 pints NIS per 100 gallons) or a crop oil concentrate (COC) at 1% v/v (one gallon COC per 100 gallons), or a methylated seed oil (MSO). The use of a high quality sprayable liquid nitrogen fertilizer at 2 to 4 % v/v or ammonium sulfate (AMS) used at 2 to 4 pounds per acre in addition to the NIS, or MSO or COC is allowed.

Application Precautions

Extreme caution must be used during applications when desirable fruit or foliage is present in order to avoid fruit spotting or leaf necrosis.

Restrictions

- **DO NOT** allow Carfentramax spray mist to come in contact with desirable fruit, green stem tissue, foliage or blooms.
- **DO NOT** use on seedling or newly transplanted vines.
- **DO NOT** allow spray to contact green bark of trunk area.

Tank Mix

Herbicides including glyphosate may be tank mixed with Carfentramax for broader spectrum weed control. If Carfentramax is used in a tank mixture, observe the other product's label for restrictions, precautions, and rotational cropping instructions. See "Mixing and Loading Instructions" under PRODUCT INFORMATION.

FRUIT TREE, TREE NUT AND OTHER CROPS

CROP GROUP		
Citrus Fruits (Crop Group 10-10)		
including: Australian Desert Lime*, Australian Finger Lime*, Australian Round Lime*, Brown River Finger Lime*, Calamondin, Citrus hybrids, Citron, Tangelo, Tangor, Grapefruit, Kumquat, Lemon, Lime, Mandarin (Tangerine), Orange (sour), Orange (Sweet), Pummelo, Satsuma Mandarin, Japanese Summer Grapefruit*, Mediterranean Mandarin*, Mount White Lime*, New Guinea Wild Lime*, Russel River Lime*, Sweet Lime*, Tachibana Orange*, Tahiti Lime*, Trifoliate Orange*, Uniq Fruit*, and cultivars, varieties, and/or hybrids of these		
*Not approved for this use in California		
Methods and Timing	Target Weeds	Rates
Postemergence Weed Control (hooded sprayers and ground equipment)	Refer to table 2	Apply up to 2.0 fl oz (0.031 lb. ai) per acre.
Sucker Management		
Restrictions		
DO NOT apply more than 7.9 fl oz (0.124 lb. ai) per acre per year, including preplant site preparation.		
DO NOT apply more than 2.0 fl oz (0.031 lb. ai) per acre per application.		
DO NOT make applications with air-blast sprayers.		
DO NOT make more than 4 applications per year at reduced rates.		
DO NOT make applications less than 14 days apart.		
DO NOT apply within 3 days of harvest.		

(continued)

FRUIT TREE, TREE NUT AND OTHER CROPS (continued)

CROP GROUP		
Pome Fruits (Crop Group 11-10) Including: Apple, Azarole*, Crabapple, Loquat, Mayhaw, Medlar*, Pear, Pear (Asian), Quince, Quince (Chinese)*, Quince (Japanese)*, Tejocote*, cultivars, varieties, and/or hybrids of these *Not approved for this use in California		
Methods and Timing	Target Weeds	Rates
Postemergence Weed Control (hooded sprayers and ground equipment) Sucker Management	Refer to table 2	Apply up to 2.0 fl oz (0.031 lb. ai) per acre.
Restrictions		
DO NOT apply more than 7.9 fl oz (0.124 lb. ai) per acre per year, including preplant site preparation.		
DO NOT apply more than 2.0 fl oz (0.031 lb. ai) per acre per application.		
DO NOT make applications with air-blast sprayers.		
DO NOT make more than 4 applications per year at reduced rates.		
DO NOT make applications less than 14 days apart.		
DO NOT apply within 3 days of harvest.		

(continued)

FRUIT TREE, TREE NUT AND OTHER CROPS (continued)

CROP GROUP		
Stone Fruits (Crop Group 12-12) Including: Apricot, Apricot (Japanese)*, Capulin*, Black Cherry, Nanking Cherry*, Cherry (Sweet), Cherry (Tart), Chinese Jujube*, Nectarine, Peach, Plum, Plum (American)*, Beach Plum*, Canada Plum*, Cherry Plum*, Plum (Chickasaw), Plum (Damson), Plum (Japanese), Klamath Plum*, Prune, Plumcot, Sloe* and cultivars, varieties, and/or hybrids of these *Not approved for this use in California		
Methods and Timing	Target Weeds	Rates
Postemergence Weed Control (hooded sprayers and ground equipment) Sucker Management	Refer to table 2	Apply up to 2.0 fl oz (0.031 lb. ai) per acre.
Restrictions		
<p>DO NOT apply more than 7.9 fl oz (0.124 lb. ai) per acre per year, including preplant site preparation.</p> <p>DO NOT apply more than 2.0 fl oz (0.031 lb. ai) per acre per application.</p> <p>DO NOT make applications with air-blast sprayers.</p> <p>DO NOT make more than 4 applications per year at reduced rates.</p> <p>DO NOT make applications less than 14 days apart.</p> <p>DO NOT apply within 3 days of harvest.</p>		

(continued)

FRUIT TREE, TREE NUT AND OTHER CROPS (continued)

CROP GROUP		
Tree Nuts (Crop Group 14-12): including African Nut-Tree*, Almond, Beech Nut, Brazil Nut, Brazilian Pine*, Bunya*, Bur Oak*, Butternut, Cajou Nut*, Candlenut*, Cashew, Chestnut, Chinquapin, Coconut*, Coquito nut*, Dika Nut*, Ginkgo*, Guiana Chestnut*, Filbert (Hazelnut), Heartnut*, Hickory Nut, Japanese Horse Chestnut*, Macadamia Nut (Bush Nut), Mongongo Nut*, Monkey-Pot*, Monkey Puzzle Nut*, Okari Nut*, Pachira Nut*, Peach Palm Nut*, Pecan, Pequi*, Pili Nut*, Pine Nut*, Pistachio, Sapucaia Nut*, Tropical Almond*, Walnut (Black and English), Yellowhorn*, and cultivars, varieties, and/or hybrids of these *Not approved for this use in California		
Methods and Timing	Target Weeds	Rates
Postemergence Weed Control (hooded sprayers and ground equipment) Sucker Management	Refer to table 2	Apply up to 2.0 fl oz (0.031 lb. ai) per acre.
Restrictions		
DO NOT apply more than 7.9 fl oz (0.124 lb. ai) per acre per year, including preplant site preparation.		
DO NOT apply more than 2.0 fl oz (0.031 lb. ai) per acre per application.		
DO NOT make applications with air-blast sprayers.		
DO NOT make more than 4 applications per year at reduced rates.		
DO NOT make applications less than 14 days apart.		
DO NOT apply within 3 days of harvest.		

(continued)

FRUIT TREE, TREE NUT AND OTHER CROPS (continued)

CROP GROUP		
Tropical fruit Including: Papaya, Avocado, Black Sapote, Canistel, Mamey Sapote, Mango, Sapodilla, Star apple, Guava, Feijoa, Jaboticaba, Wax jumbu, Starfruit, Passionfruit, Acerola, Lychee, Longan, Spanish lime, Rambutan, Pulasan, Sugar apple, Atemoya, Custard apple, Cherimoya, Llama, Soursop, Cactus*, and Biriba *Not approved for this use in California		
Methods and Timing	Target Weeds	Rates
Postemergence Weed Control (hooded sprayers and ground equipment) Sucker Management	Refer to table 2	Apply up to 2.0 fl oz (0.031 lb. ai) per acre.
Restrictions		
DO NOT apply more than 7.9 fl oz (0.124 lb. ai) per acre per year, including preplant site preparation.		
DO NOT apply more than 2.0 fl oz (0.031 lb. ai) per acre per application.		
DO NOT make applications with air-blast sprayers.		
DO NOT make more than 4 applications per year at reduced rates.		
DO NOT make applications less than 14 days apart.		
Can be applied up to harvest.		

(continued)

FRUIT TREE, TREE NUT AND OTHER CROPS (continued)

CROP GROUP		
Other Crops Including: Banana, Cacao, Coconut, Coffee, Date, Fig, Guayule, Indian Mulberry, Olive, Palm Heart, Persimmon, Pomegranate, Tea, and Vanilla		
Methods and Timing	Target Weeds	Rates
Postemergence Weed Control (hooded sprayers and ground equipment)	Refer to table 2	Apply up to 2.0 fl oz (0.031 lb. ai) per acre.
Sucker Management		
Restrictions		
DO NOT apply more than 7.9 fl oz (0.124 lb. ai) per acre per year, including preplant site preparation.		
DO NOT apply more than 2.0 fl oz (0.031 lb. ai) per acre per application.		
DO NOT make applications with air-blast sprayers.		
DO NOT make more than 4 applications per year at reduced rates.		
DO NOT make applications less than 14 days apart.		
DO NOT apply within 3 days of harvest.		
DIRECTIONS FOR USE		
Production Systems Different production systems dictate different application techniques. Skirted trees are those allowing the lower branches of the trees to grow to the ground line. Non-skirted trees are grown in production systems where branches are pruned allowing access to the trunk area.		
Equipment and Application		
Skirted Orchards and Groves Hooded sprayers are required for Carfentramax applications in skirted trees. Refer to the HOODED SPRAYER APPLICATIONS section of this label.		
Non-Skirted Orchards and Groves Apply only by ground equipment including boom sprayers, shielded or hooded sprayers, hand-held or high-volume wands or orchard guns. Use a minimum of 20 gallons finished spray solution per broadcast acre.		
Weed Control Apply Carfentramax alone or as a tank mix with other registered herbicides to actively growing weeds. Carfentramax is a contact herbicide and coverage is essential for good weed control. Use a minimum of 20 gallons finished spray solution per broadcast acre.		

(continued)

FRUIT TREE, TREE NUT AND OTHER CROPS *(continued)*

Carfentramax Application Rates

Apply Carfentramax up to 2 fl oz (0.031 lb. ai) per acre for postemergence control of susceptible broadleaf weeds. Refer to weed control list in Table 2 for appropriate weed control information. For best control, apply to seedling weeds in the 2 to 3-leaf stage. For larger weeds up to 6 leaves, use higher labeled rates of Carfentramax. Weeds greater than 6 leaves may be only partially controlled.

Sucker Management

Carfentramax is effective as an aid in the management of undesirable sucker growth from the base of the trunks or root sprouts. Apply Carfentramax at 2 fl oz (0.031 lb. ai) per acre. Suckers and other undesirable growth must be treated when the tissue is young and not mature and/or hardened off. Care must be taken not to allow spray mist to contact desirable fruit, foliage or green stem tissue (see Precautions).

Chemical Mowing

Apply Carfentramax alone or in tank mixtures with other herbicides in chemical mowing practices for orchard vegetation management.

Hooded Sprayer Application

Apply Carfentramax with hooded sprayers to control labeled weeds between the rows of the crop. Refer to the Hooded Sprayer Applications section of this label for additional specific use directions.

Adjuvant Requirements

Control is enhanced with the addition of a nonionic surfactant (NIS) or crop oil concentrate (COC). Use a nonionic surfactant (NIS) at 0.25% v/v (2 pints NIS per 100 gallons) or a crop oil concentrate at 1% v/v (one gallon COC per 100 gallons). Carfentramax may also be applied with labeled rates of MSO or silicone adjuvants.

Precautions

Extreme caution must be used during applications when desirable fruit and/or foliage are present in order to avoid fruit spotting and/or leaf necrosis.

Restrictions

- **DO NOT** allow spray mist of Carfentramax to come in contact with green stem tissue, foliage, blooms or desirable fruit.
- On seedling or newly transplanted trees **DO NOT** allow spray to contact green bark of trunk area. For new seedlings up to 2 year old trees, the trunk base must be wrapped to help prevent chemical contact with the bark.
- **DO NOT** allow Carfentramax spray solution to contact green stem tissue, leaves, fruit or blooms of trees.

(continued)

FRUIT TREE, TREE NUT AND OTHER CROPS *(continued)***Tank Mix**

Carfentramax may be mixed with other herbicides that have preemergence or postemergence activity. Carfentramax only controls emerged vegetation. Any preemergence activity must rely on activity from registered preemergence herbicides mixed with instructions. Refer to this and the other product's labels for mixing instructions, precautions, and restrictions. Follow the most restrictive instructions for each tank-mix partner. If Carfentramax is used in a tank mixture, observe the other product's label for restrictions, precautions, and rotational cropping instructions.

GRASS (Forage, Hay, Sod)

Methods and Timing	Target Weeds	Rates
Postemergence Weed Control	Refer to table 2	Up to 2.0 fl oz (0.031 lb. ai) per acre.

Restrictions

DO NOT apply more than 5.9 fl oz (0.093 lb. ai) per acre per year.

DO NOT apply more than 2.0 fl oz (0.031 lb. ai) per acre per application.

DO NOT make more than three applications per year at reduced rates.

DO NOT make applications less than 7 days apart.

Can be applied up to harvest when applied alone.

Directions for Use:

Apply Carfentramax alone or in combination with other registered pesticides for the control of weeds in rangeland, pastures, hay, grasses grown for hay or silage and grass seed production and grass grown in Conservation Reserve Programs (CRP). Note that CRP usage must be in compliance with Federal, State, and local use guidelines.

Apply Carfentramax at use rates up to 2.0 fl oz (0.031 lb. ai) per broadcast acre. For optimum results, weeds must be treated when small. Applications must be made with ground equipment delivering a minimum of 10 gallons of finished spray per acre or aerial delivering a minimum of 3 gal/acre of finished spray. Adjust sprayers to provide optimum coverage of the target weeds. Refer to weed control list in Table 2 for appropriate weed control information.

When Carfentramax is applied alone, grazing and hay operations may proceed with no restrictions.

(continued)

GRASS (Forage, Hay, Sod) (continued)**Adjuvant Requirements**

Control is enhanced with the addition of a nonionic surfactant (NIS) or crop oil concentrate (COC). Use a quality nonionic surfactant (NIS) containing at least 80% active at 0.25% v/v (2 pints NIS per 100 gallons) or a crop oil concentrate (COC) at 1% v/v (one gallon COC per 100 gallons), or a methylated seed oil (MSO). The use of a high quality sprayable liquid nitrogen fertilizer at 2 to 4 % v/v or ammonium sulfate (AMS) used at 2 to 4 pounds per acre in addition to the NIS, or MSO or COC is allowed.

Tank Mix

Carfentramax may be tank mixed with other labeled herbicides to control weeds not listed on this label. Read and follow all manufacturers' label directions for the companion herbicide.

For tank mixture applications, refer to the use directions and restrictions of the mixture product.

HOPS

Methods and Timing	Target Weeds	Rates
Post-Directed for Sucker Management	Refer to table 2	2.0 fl oz (0.031 lb. ai) per acre.
Postemergence Weed Control	Refer to table 2	Up to 2.0 fl oz (0.031 lb. ai) per acre.

Restrictions

- DO NOT** apply Carfentramax using air blast or air assisted sprayers.
- DO NOT** apply through any type of irrigation system.
- DO NOT** apply more than 7.6 fl oz (0.12 lb. ai) per acre per year.
- DO NOT** apply more than 2.0 fl oz (0.031 lb. ai) per acre per application.
- DO NOT** make more than 4 applications per year at reduced rates.
- DO NOT** make applications less than 14 days apart.
- DO NOT** apply within 7 days of harvest.

(continued)

HOPS (continued)

Use Directions:

Post-Directed Application for Sucker Management.

Carfentramax is a contact herbicide for directed spray application to the basal portion of the hop plant for the management of sucker growth. Apply Carfentramax at 2.0 fl oz (0.031 lb. ai) per acre per application in a minimum of 20 gallons of spray solution by boom-type ground application equipment only to the basal portion of the hop plant (approximately the lower 1.5 feet) and to the sucker mat which extends from the base of the plant to approximately 1.5 to 2 feet into the row.

An alternate row treatment program may be followed to avoid the removal of excessive photosynthetic capacity from the crown area by treating alternate rows on different days. Applications timing and techniques may vary from region to region. Please consult local university extension personnel for local management practices.

Postemergent Control of Broadleaf Weeds

Apply Carfentramax using shielded sprayers or hooded sprayers to control emerged and actively growing broadleaf weeds within or between the rows of the crop. Refer to Table 2 for appropriate weed control information.

Adjuvant Requirements

Coverage is essential to obtain good basal growth management. Use a nonionic surfactant (NIS) having at least 80 percent active ingredient at 0.25 % v/v (2 pints of NIS per 100 gallons of spray volume) or a quality crop oil concentrate (COC) at labeled rates.

Tank Mix

If Carfentramax is used in a tank mixture, refer to the other product labels for all restrictions on tank mixing and observe all label precautions, instructions and rotational cropping restrictions.

Band Treatment Application

For band treatment, apply the broadcast equivalent rate and volume per acre. To determine these:

$$\frac{\text{Band Width Inches}}{\text{Row Width Inches}} \times \text{Broadcast Rate Per Acre} = \text{Band Rate}$$

$$\frac{\text{Band Width Inches}}{\text{Row Width Inches}} \times \text{Broadcast Volume Per Acre} = \text{Band Volume}$$

Application Precautions

Extreme caution must be taken during application to avoid upward drift of the spray solution and contact with the highly susceptible new growth. Avoid applications until newly trained vines have developed sufficient barking to avoid damage to the stem and are high enough up the string to avoid contact with the apical bud.

LOW GROWING BERRY Subgroup 13-07G including: bearberry, bilberry, lowbush blueberry, cloudberry, cranberry, lingonberry, muntries, partridgeberry, strawberry, and cultivars, varieties, and/or hybrids of these

Methods and Timing	Target Weeds	Rates
Postemergence Weed Control (Dormant and Post-directed Applications)	Refer to table 2	Up to 2.0 fl oz (0.031 lb. ai) per acre.

Restrictions

DO NOT apply more than 2 fl oz (0.031 lb. ai) during the dormant season.

DO NOT apply more than 6.15 fl oz (0.096 lb. ai) per acre per year.

DO NOT apply more than 2.0 fl oz (0.031 lb. ai) per acre per application.

DO NOT make more than 4 applications per year at reduced rates.

DO NOT make applications less than 14 days apart.

Can be applied up to harvest.

DIRECTIONS FOR USE

Carfentramax applications will control susceptible emerged broadleaf weeds. Repeat applications may be necessary for weeds that emerge after an Carfentramax treatment.

Equipment and Application

Apply only by ground equipment including boom sprayers, shielded or hooded sprayers, hand-held or high-volume wands or orchard guns. Use a minimum of 20 gallons finished spray solution per broadcast acre.

Dormant Applications

Apply Carfentramax as a broadcast application to the base of the trunk to control emerged and actively growing weeds during the dormant stage of the crop.

Post-directed Applications for Broadleaf Weed Control

Apply Carfentramax as a directed spray avoiding contact with the berry plant but directed at actively growing weeds. Carfentramax is a contact herbicide and coverage is essential for good weed control.

Newly planted bush berries must be treated with shielded sprayers or hooded sprayers.

Carfentramax Use Rates

Apply up to 2 fl oz (0.031 lb. ai) Carfentramax per broadcast acre. For best control, apply to seedling weeds in the 2 to 3-leaf stage. Use higher labeled rates of Carfentramax for larger weeds up to 6 leaves. Weeds greater than 6 leaves may be only partially controlled. See Table 2 for Carfentramax use rates and weeds controlled.

(continued)

LOW GROWING BERRY Subgroup 13-07G (continued)

Adjuvant Requirements

A nonionic surfactant (NIS), methylated seed oil (MSO) or crop oil concentrate (COC) is required. Use a nonionic surfactant (NIS) at 0.25% v/v (2 pints per 100 gallons of spray solution) having at least 80% active ingredient, or a methylated seed oil, or crop oil concentrate (COC) (petroleum or seed oil) at 1 to 2% v/v (1 to 2 gallons per 100 gallons of spray solution). A high quality sprayable liquid nitrogen fertilizer at 2 to 4% v/v (2 to 4 gallons per 100 gallons spray solution) or ammonium sulfate (AMS) at the rate of 2 to 4 pounds per acre in addition to the nonionic surfactant methylated seed oil or crop oil is allowed.

Tank Mix

Carfentramax may be mixed with other registered herbicides for broader spectrum weed control. When tank mixing with fertilizer solutions, be sure to prepare an Carfentramax premixture of Carfentramax and clean water.

See Mixing and Loading Instructions under the PRODUCT INFORMATION section of this label for specific mixing instructions. Refer to this and the other product's labels for mixing instructions, precautions, and restrictions. Follow the most restrictive instructions for each tank-mix partner.

Precautions

Extreme caution must be taken during applications when desirable fruit, foliage and/or blooms are present in order to avoid spotting or necrosis.

Restrictions

- **DO NOT** allow Carfentramax spray mist to come in contact with green stem tissue, desirable fruit, blooms or foliage.
- For seedling or newly transplanted bushes, **DO NOT** allow spray to contact green bark of trunk area.
- Use shielded sprayers only.

Band Treatment Application

For band treatment, apply the broadcast equivalent rate and volume per acre. To determine these:

$$\frac{\text{Band Width Inches}}{\text{Row Width Inches}} \times \text{Broadcast Rate Per Acre} = \text{Band Rate}$$

$$\frac{\text{Band Width Inches}}{\text{Row Width Inches}} \times \text{Broadcast Volume Per Acre} = \text{Band Volume}$$

PEPPERMINT AND SPEARMINT TOPS

Methods and Timing	Target Weeds	Rates
<p>Broadcast (Prior to mint breaking dormancy.)</p>	Refer to table 2	<p>Apply one application of Carfentramax at 0.5 to 1.92 fl oz (0.008 to 0.030 lb. ai) per acre.</p> <p>Use higher rates when weeds are under stress or are larger.</p>
Restrictions		
<p>DO NOT apply to actively growing crop.</p> <p>DO NOT apply more than 1.92 fl oz (0.030 lb. ai) per acre per year.</p> <p>DO NOT apply more than 1.92 fl oz (0.030 lb. ai) per acre per application.</p> <p>DO NOT make more than 1 application per year at 0.5 to 1.92 fl oz (0.008 to 0.030 lb. ai).</p> <p>DO NOT apply within 5 days of harvest.</p>		
<p>DIRECTIONS FOR USE Apply CARFENTRAMAX as a broadcast application before Mint break dormancy for control of existing broadleaf weeds. Coverage is essential for good control.</p> <p>Adjuvant Requirements Applications must be made in spray volumes sufficient to provide complete coverage of foliage. Use a minimum of 10 gallons of finished spray per acre for ground application and 5 gallons per acre for aerial application. A nonionic surfactant (NIS), methylated seed oil (MSO) or crop oil concentrate (COC) is required. Use a nonionic surfactant (NIS) at 0.25% v/v (2 pints per 100 gallons of spray solution) having at least 80% active ingredient, or a methylated seed oil, or crop oil concentrate (COC)(petroleum or seed oil) at 1 to 2% v/v (1 to 2 gallons per 100 gallons of spray solution). A high quality sprayable liquid nitrogen fertilizer at 2 to 4% v/v (2 to 4 gallons per 100 gallons spray solution) or ammonium sulfate (AMS) at the rate of 2 to 4 pounds per acre in addition to the nonionic surfactant methylated seed oil or crop oil is allowed. Repeat application if necessary.</p> <p>Tank Mix For specific mixing instructions, refer to the Mixing and Loading Instructions under the PRODUCT INFORMATION section.</p>		

PEANUT

Methods and Timing	Target Weeds	Rates
Postemergence Weed Control	Refer to table 2	Up to 2.0 fl oz (0.031 lb. ai) per acre.
Harvest Aid	Refer to table 2	

Restrictions

For harvest aid, **DO NOT** apply more than 2.0 fl oz (0.031 lb. ai) per acre per year.

For postemergence weed control, **DO NOT** apply more than 6.1 fl oz (0.096 lb. ai) per acre per year.

DO NOT apply more than 2.0 fl oz (0.031 lb. ai) per acre per application.

DO NOT apply more than one harvest aid treatment per year.

For postemergence weed control, **DO NOT** make more than 4 applications per year at reduced rates.

DO NOT make applications less than 14 days apart.

DO NOT apply within 7 days of harvest.

DO NOT feed immature peanut plant or peanut hay to livestock.

DIRECTIONS FOR USE

Postemergence Weed Control

Apply Carfentramax alone or as a tank mixture with other herbicides as a postemergence treatment or as a hooded/directed spray treatment to control emerged and actively growing weeds. Apply hooded/directed applications of Carfentramax to middles (between rows of plants) and in strips (in row of plants). Apply Carfentramax at any time during the season (see precautions). Carfentramax may be mixed with other herbicides that have pre-emergence or post-emergence activity. Any pre-emergence activity must rely on activity from other herbicides as directed on their labels. Herbicides including glyphosate may be tank mixed with Carfentramax for broader spectrum weed control.

Tank Mix

If Carfentramax is used in a tank mixture, observe the other product's label for restrictions, precautions and rotational cropping instructions.

Harvest Aid Application

Apply Carfentramax as a harvest aid to defoliate and desiccate troublesome weeds that may be present at harvest. Apply Carfentramax alone or as a tank mixture with other peanut harvest aids.

(continued)

PEANUT (continued)

Adjuvant Requirements

Control is enhanced with the addition of a nonionic surfactant (NIS) or crop oil concentrate (COC). Use a quality nonionic surfactant (NIS) containing at least 80% active at 0.25% v/v (2 pints NIS per 100 gallons) or a crop oil concentrate (COC) at 1% v/v (one gallon COC per 100 gallons), or a methylated seed oil (MSO). The use of a high quality sprayable liquid nitrogen fertilizer at 2 to 4 % v/v or ammonium sulfate (AMS) used at 2 to 4 pounds per acre in addition to the NIS, or MSO or COC is allowed.

Precautions

Extreme caution must be taken during applications when desirable fruit, foliage and/or blooms are present in order to avoid spotting or necrosis.

Restrictions

- **DO NOT** allow Carfentramax spray mist to come in contact with green stem tissue, desirable fruit, blooms or foliage.

Crop Rotation Restriction:

After an application of this product to peanuts, you must rotate the field to a carfentrazone-ethyl registered crop.

SMALL GRAINS (Crop Group 15) including: barley, buckwheat, millet (pearl and proso), oats, rye, teosinate, triticale, and wheat.

Methods and Timing	Target Weeds	Rates
Preplant Burndown	Refer to Table 2	Up to 1.0 fl oz (0.031 lb. ai) per acre.
Postemergence	Refer to Table 2	0.5 to 1.0 fl oz (0.008 to 0.016 lb. ai) per acre.
Harvest Aid Applications	Refer to Table 2	Up to 2.0 fl oz (0.031 lb. ai) per acre.

(continued)

SMALL GRAINS (Crop Group 15) *(continued)*

Restrictions

DO NOT apply more than 2.0 fl oz (0.031 lb. ai) per acre per year. For preplant burndown and postemergence applications, **DO NOT** apply more than 1.0 fl oz (0.031 lb. ai) per acre per application. For harvest aid applications, **DO NOT** apply more than 2.0 (0.031 lb. ai) per acre per application.

DO NOT make more than 3 applications per year at reduced rates. **DO NOT** make applications less than 14 days apart. For postemergence applications excluding winter wheat, **DO NOT** apply after jointing stage.

For harvest aid applications and winter wheat, **DO NOT** apply within 7 days of harvest.

DO NOT apply when conditions favor drift.

DO NOT harvest for forage within 7 days of application.

Directions for Use:

Timing and method of application:

Carfentramax may be applied preplant (up to 1 day before seeding), postemergence or harvest aid. For optimum performance, make application to actively growing weeds up to 4 inches tall and rosettes less than 3 inches across. For dense weed pressure, use the higher labeled application rate plus tank mix combinations. Coverage is essential for good control. Refer to Table 2 for weeds controlled at labeled rates of Carfentramax. For broader spectrum weed control, Carfentramax may be tank mixed with other herbicides registered for use in small grains.

Preplant Burndown:

Refer to the preplant burndown section of this label.

Postemergence Application:

In-season application may be made from 4-inches tall to just prior to the boot stage.

Carfentramax Use Rate

Apply from 0.5 to 1.0 fl oz Carfentramax (0.008 – 0.016 lb. ai) per acre. Use a minimum finished spray solution of 10 gallons per acre by ground or 3 gallons per acre by air. Up to half of the spray volume (by air or ground) may be liquid nitrogen fertilizer.

Harvest Aid

Refer to the harvest aid section of this label for use directions.

(continued)

SMALL GRAINS (Crop Group 15) *(continued)*

Adjuvant Requirements

Use a nonionic surfactant (NIS) at 0.25% v/v (2 pints per 100 gallons of spray solution) having at least 80% active ingredient. The use of a high quality sprayable liquid nitrogen fertilizer (2 to 4% v/v or 2 to 4 gallons per 100 gallons spray solution) or ammonium sulfate (AMS) at the rate of 2 to 4 pounds per acre in addition to the nonionic surfactant is allowed. **DO NOT** use this product with crop oil concentrates (COC), methylated seed oils (MSO) or silicone based adjuvants for postemergence applications.

Tank Mix

To control weeds not listed on this label, Carfentramax may be tank mixed with other registered herbicides.

For specific mixing instructions, refer to the Mixing and Loading Instructions under the PRODUCT INFORMATION section. Refer to the other product's label for restrictions on tank mixing, and observe all label precautions, instructions, and rotational cropping restrictions. Use aerial or ground equipment for Carfentramax applications. Coverage is essential for good control. Applications must be made by ground equipment using a minimum finished spray volume of 10 gallons of spray per acre. Applications made by air must utilize a minimum finished spray volume of 3 gallons per acre. Up to half of the spray volume (by air or ground) may be liquid nitrogen fertilizer. Refer to Table 2 for appropriate weed control information.

Carfentramax Plus 2,4-D (amine or ester) or MCPA (amine or ester)

Carfentramax may be tank mixed at a rate of 0.5 to 1.0 fl oz (0.008-0.016 lb. ai) per acre with 2,4-D (amine or ester) or MCPA (amine or ester) for use on small grains. For optimum results add 2,4-D (amine or ester) to the tank at 0.25 lb acid equivalent per acre or MCPA (amine or ester) at 0.375 lb acid equivalent per acre. Higher rates of these herbicides are allowed, but **DO NOT** exceed the label use rates allowed by these labels. Add nitrogen fertilizer (2 to 4% v/v) 2 to 4 gallons per 100 gallons or ammonium sulfate 4 lbs. per acre) to the tank mixture.

(continued)

SMALL GRAINS (Crop Group 15) (continued)

When applied as directed, Carfentramax in tank mixtures with 2,4-D (amine or ester) or MCPA (amine or ester) herbicides will provide control of listed weeds up to 4 inches tall.

Amaranthus spp.	Nightshade, black
Bedstraw, catchweed	Pennycress, field **
Buckwheat, wild	Pepperweed, greenflower**
Cocklebur	Pigweed, prostrate
Croton, woolly	Pigweed, redroot
Fiddleneck	Pigweed, smooth
Filaree, redstem	Primrose, cutleaf
Flixweed**	Primrose, tumble
Gromwell, common	Radish, wild
Groundsel, common	Ragweed, common
Knotweed, prostrate*	Ragweed, giant
Kochia	Rocket, London
Lambsquarters, common	Sowthistle, annual
Lettuce, miners	Speedwell, ivyleaf
Lettuce, prickly	Sunflower, wild
Mustard, blue***	Tarweed, coast
Mustard, tansy***	Thistle, Russian
Mustard, tumble**	Wallflower, bushy
Mustard, wild**	Waterhemp, tall

*For Knotweed control, use Carfentramax + 2,4-D (amine or ester) only.

**These weeds can be treated from the rosette through bolting growth stages.

***Apply to rosette growth stage (before bolting) of blue mustard.

SORGHUM (Grown for Grain and Seed)

Methods and Timing	Target Weeds	Rates
Preplant Burndown	Refer to Table 2	Up to 1.0 fl oz (0.016 lb. ai) per acre.
Foliar Broadcast Application (Grain Sorghum Only)	Refer to Table 2	Up to 0.5 fl oz (0.008 lb. ai) per acre.
Postemergence Directed or Shielded Spray Applications	Refer to Table 2	Up to 1.0 fl oz (0.016 lb. ai) per acre.
Postemergence Hooded Sprayer	Refer to Table 2	Up to 1.0 fl oz (0.016 lb. ai) per acre.
Harvest Aid	Desiccate troublesome broadleaf weeds e.g. morning glories, pigweeds and velvetleaf.	Up to 1.0 fl oz (0.016 lb. ai) per acre.

Restrictions

DO NOT make foliar broadcast applications to forage sorghum or sorghum grown for seed.

DO NOT apply more than 1.0 fl oz (0.016 lb. ai) per acre per year including fallow, preplant burndown and labeled applications to the growing crop (not including Harvest Aid treatments).

DO NOT apply more than 1.0 fl oz (0.016 lb. ai) per acre per year as a Harvest Aid treatment.

For foliar broadcast applications (grain sorghum only), **DO NOT** apply more than 0.5 fl oz (0.008 lb. ai) per acre per application.

For preplant burndown, postemergence, and harvest aid treatments, **DO NOT** apply more than 1.0 fl oz (0.016 lb. ai) per acre per application.

DO NOT make more than 3 applications per year at reduced rates.

DO NOT make applications less than 14 days apart.

For harvest aid, **DO NOT** apply within 3 days of harvest.

(continued)

SORGHUM (Grown for Grain and Seed) *(continued)*

DIRECTIONS FOR USE

Carfentramax may be applied to grain and forage sorghum as a preplant burndown; a hooded or shielded spray; and a post directed spray. In addition to these application methods, Carfentramax may be applied to grain sorghum (sorghum grown for grain but not for seed production) as a foliar broadcast and harvest aid treatment. See Table 2 for weeds controlled at labeled rates of Carfentramax on sorghum.

PREPLANT BURNDOWN

See instructions under the Preplant Burndown section of this label.

FOLIAR BROADCAST (Grain Sorghum Only)

Apply to grain sorghum from 4 inches tall to just prior to the boot stage. Carfentramax may be applied alone or as a tank mixture with other herbicides labeled for use on sorghum. Broadcast applications of Carfentramax to sorghum with wet foliage or application during periods of adverse environmental conditions including cool, cloudy, wet, or high humidity may cause increased crop response. Directed sprays are suggested under these conditions. For additional information on crop response, refer to the PRODUCT INFORMATION section of the Carfentramax label.

Carfentramax Use Rates – Foliar Grain Only

DO NOT exceed 0.5 fl oz (0.008 lb. ai) Carfentramax per acre. See Table 2 for weeds controlled at 0.5 fl oz of Carfentramax. Rates below 0.5 fl oz may not fully control weeds.

Adjuvant Requirements – Foliar Grain Only

Use a nonionic surfactant at 0.25% v/v (2 pints per 100 gallons of spray solution) having at least 80% active ingredient. **DO NOT** use crop oil concentrates or methylated seed oils for broadcast applications on emerged sorghum.

Tank Mix – Foliar Grain Only

For control of additional broadleaf weeds and grasses, Carfentramax may be tank mixed with 2,4-D (amine), Atrazine, Dicamba, diglycolamine salt, Atrazine and Sodium bentazon, Quinclorac, dimethylamine salt, Prosulfuron, Halosulfuron-methyl, Fluroxypyr-meptyl or Dicamba, dimethylamine salt. Refer to this and the other product's labels for mixing instructions, precautions, and restrictions. Follow the most restrictive instructions for each tank-mix partner.

(continued)

SORGHUM (Grown for Grain and Seed) *(continued)*

DIRECTED OR SHIELDED SPRAY APPLICATIONS

Apply Carfentramax when the sorghum is at least 4 inches tall to prior to the boot stage. Use drop nozzles or other sprayers capable of directing the spray to the target weeds and away from the whorl and leaves of the sorghum plant. Applications must be made by ground equipment using a minimum finished spray volume of 10 gallons per acre. Refer to Table 2 for weeds controlled at labeled rates of Carfentramax. **Coverage is essential for good control.** Directed, shielded, or hooded sprayers are required for post emergence treatments to forage sorghum and sorghum grown for seed.

Carfentramax Use Rates – Directed or Shielded Spray

Apply up to 1.0 fl oz Carfentramax (0.016 lb. ai) per acre using directed or shielded sprayers.

Adjuvant Requirements – Directed or Shielded Spray

Use a nonionic surfactant at 0.25% v/v (2 pints per 100 gallons of spray solution) having at least 80% active ingredient. Crop oil concentrates or methylated seed oils may increase crop injury on sorghum.

Tank Mix – Directed or Shielded Spray

For control of additional broadleaf weeds and grasses, Carfentramax may be tank mixed with 2,4-D (amine), Atrazine, Dicamba, diglycolamine salt, Atrazine and Sodium bentazon, Quinclorac, dimethylamine salt, Prosulfuron, Halosulfuron-methyl, Fluroxypyr-meptyl or Dicamba, dimethylamine salt. Refer to this and the other product's labels for mixing instructions, precautions, and restrictions. Follow the most restrictive instructions for each tank-mix partner.

HOODED SPRAYER APPLICATION

Apply Carfentramax with hooded sprayers to control labeled weeds between the rows of the crop. Refer to the Hooded Sprayer Applications section of this label for additional specific use directions.

HARVEST AID (WEED CONTROL)

Apply Carfentramax to defoliate and/or desiccate troublesome broadleaf weeds including morningglories, pigweeds and velvetleaf that may be present at harvest.

Refer to the Harvest Aid section of this label for additional specific use directions.

PRECAUTIONS

Leaf speckling can occur when Carfentramax is used with certain formulations of crop protection products and adjuvants.

RESTRICTIONS

- **DO NOT** use crop oil concentrates or methylated seed oils for broadcast applications on emerged sorghum.

SOYBEANS

Methods and Timing	Target Weeds	Rates
Preplant Burndown	Refer to table 2	Up to 1.5 fl oz (0.023 lb. ai) per acre
Postemergence (Directed Spray and Hooded Sprayer Applications)	Refer to table 2	Up to 1.5 fl oz (0.023 lb. ai) per acre
Harvest Aid	Refer to table 2	Up to 1.5 fl oz (0.023 lb. ai) per acre

Restrictions

DO NOT apply more than 1.5 fl oz (0.023 lb. ai) per acre per year.
DO NOT apply more than 1.5 fl oz (0.023 lb. ai) per acre per application.
DO NOT make more than 3 applications per year at reduced rates.
DO NOT make applications less than 14 days apart.
For preplant burndown, **DO NOT** apply within 3 days of harvest.
For postemergence applications, **DO NOT** apply after V10.
For Harvest Aid applications, **DO NOT** apply within 3 days of harvest.
DO NOT feed treated soybean forage or hay to livestock.
DO NOT use with diphenylether herbicides.
DO NOT apply when conditions favoring drift exist.
DO NOT apply when crop foliage is wet from dew, rainfall or irrigation.

Directions for Use:

Apply Carfentramax alone or as a tank mixture with other herbicides to emerged and actively growing weeds. Apply to soybeans in all tillage systems from prior to planting up to prior to emergence. **DO NOT** apply Carfentramax during a period from emergence to V2. After plants have reached V3, applications are allowed up to V10.
For optimum performance, make application to actively growing weeds up to 4 inches tall and rosettes less than 3 inches across. Use the higher rates when treating more mature weeds or dense vegetative growth.
Coverage is essential for good control. Refer to weed control list in Table 2 for appropriate weed control information.

(continued)

SOYBEANS (continued)

Tank Mix

Carfentramax may be tank-mixed with other herbicides to control weeds not listed on this label. **DO NOT use with diphenylether herbicides.** Read and follow all manufacturers' label directions for the mixture herbicide except for specific directions on this label. For specific mixing instructions, refer to the Mixing and Loading Instructions under the PRODUCT INFORMATION section. For control of additional broadleaf weeds and grasses, Carfentramax may be tank-mixed with glyphosate or glufosinate products for use on GMO soybeans. Leaf injury can occur when Carfentramax is used with certain formulations of crop protection products and adjuvants. Refer to the Tank Mixtures and Required Adjuvants sections under PRODUCT INFORMATION.

When used as directed Carfentramax at 0.25 fl oz (0.004 lb. ai) per acre will provide:

Control of listed weeds up to 4 inches tall.

Velvetleaf	
------------	--

When used as directed, Carfentramax at 0.5 fl oz (0.008 lb. ai) per acre will provide:

Control of weeds up to 4 inches tall, or as specified.

Lambsquarters, common	Nightshade, black
Morningglory, Pitted (up to 3 true leaves)	Pigweed, redroot
Morningglory, Ivyleaf (up to 3 true leaves)	Waterhemp, spp. (up to 3 inches tall)

Hooded Sprayer Postemergence Application

Apply Carfentramax with hooded sprayers to control labeled weeds between the rows of the crop. Refer to the Hooded Sprayer Applications of this label for additional specific use directions.

Directed Sprayer Postemergence Application

Use Carfentramax at 0.5 to 1.5 fl oz (0.008 to 0.023 lb. ai) per acre. Applications must be made by ground equipment using a finished volume of 10 to 20 gallons of spray per acre. When soybeans are grown under very dry soil moisture conditions, the use of a high quality sprayable liquid nitrogen fertilizer (2 to 4% v/v) or 2 to 4 gallons per 100 gallon spray solution) used in addition to the nonionic surfactant is allowed. Apply as a post-directed treatment with spray directed toward the base of the plant and avoid contact with soybean foliage. The use of spray shields may reduce spray contact with soybean foliage. Carfentramax contact with soybean foliage can result in significant crop response.

(continued)

SOYBEANS (continued)

Harvest Aid

Apply up to 1.5 fl oz (0.023 lb. ai) Carfentramax per acre, but not to exceed maximum labeled rates. If other carfentrazone-ethyl treatments have been made to the crop earlier, that volume must be considered in determining the maximum use rate as a harvest aid treatment.

Applications must be made in spray volumes sufficient to provide complete coverage of foliage. Use a minimum of 15 gallons of finished spray per acre for ground application and 5 gallons per acre for aerial application. A methylated seed oil (MSO) or crop oil concentrate (COC) is required. Use methylated seed oil, or crop oil concentrate (COC) (petroleum or seed oil) at 1 to 2% v/v (1 to 2 gallons per 100 gallons of spray solution). A high quality sprayable liquid nitrogen fertilizer at 2 to 4 % v/v (2 to 4 gallons per 100 gallons spray solution) or ammonium sulfate (AMS) at the rate of 2 to 4 pounds per acre in addition to the methylated seed oil or crop oil is allowed.

SUGARCANE

Methods and Timing	Target Weeds	Rates
Postemergence Treatment or Hooded/directed Spray	Refer to table 2	Up to 2.0 fl oz (0.031 lb. ai) per acre.
Harvest Aid	Desiccate troublesome broadleaf weeds e.g. morningglories, pigweeds and velvetleaf.	1.0 - 2.0 fl oz (0.016 - 0.031 lb. ai) per acre

Restrictions

For postemergence treatments, **DO NOT** apply more than 6.1 fl oz (0.096 lb. ai) per acre per year.

DO NOT apply more than 2.0 fl oz (0.031 lb. ai) per acre per year.

DO NOT make more than one harvest aid treatment per year.

DO NOT make more than 4 postemergence applications per year at reduced rates.

DO NOT make applications less than 14 days apart.

DO NOT apply within 7 days of harvest.

(continued)

SUGARCANE *(continued)*

DIRECTIONS FOR USE

Postemergence/Hood Spray Application

Apply Carfentramax alone or as a tank mixture with other herbicides as a postemergence treatment or as a hooded/directed spray treatment to control emerged and actively growing weeds. Apply Carfentramax up to 2.0 fl oz (0.031 lb. ai) per acre. Apply hooded/directed applications of Carfentramax to middles (between rows of plants) and in strips (in row of plants). Apply Carfentramax at any time during the season. Carfentramax may be mixed with other herbicides that have pre-emergence or postemergence activity. Any pre-emergence activity must rely on activity from other herbicides as directed on their labels. Herbicides including glyphosate may be tank mixed with Carfentramax for broader spectrum weed control. If Carfentramax is used in a tank mixture, observe the other product's label for restrictions, precautions and rotational cropping instructions.

Harvest Aid Application

Carfentramax is effective as a harvest aid to defoliate and desiccate troublesome weeds that may be present at harvest. Apply Carfentramax alone or as a tank mixture with other sugarcane harvest aids.

Adjuvant Requirements (Postemergence and Harvest Aid)

Control is enhanced with the addition of a nonionic surfactant (NIS) or crop oil concentrate (COC). Use a quality nonionic surfactant (NIS) containing at least 80% active at 0.25% v/v (2 pints NIS per 100 gallons) or a crop oil concentrate (COC) at 1% v/v (one gallon COC per 100 gallons), or a methylated seed oil (MSO). The use of a high quality sprayable liquid nitrogen fertilizer at 2 to 4 % v/v or ammonium sulfate (AMS) used at 2 to 4 pounds per acre in addition to the NIS, or MSO or COC is allowed.

Tank Mix

For tank mixture applications, refer to the use directions and restrictions of the mixture product. Carfentramax may be tank mixed with other labeled herbicides to control weeds not listed on this label. Read and follow all manufacturers' label directions and label restrictions for the companion herbicide. When tank mixing Carfentramax with other products, be sure Carfentramax is mixed in the spray tank water first. If applied as a tank mixture, refer to the other product's label for restrictions on tank mixing, and observe all label precautions, instructions and rotational cropping restrictions.

Crop Rotation

After an application of Carfentramax to sugarcane, you must rotate the field to a carfentrazone-ethyl registered crop.

TOBACCO

Methods and Timing	Target Weeds	Rates
Postemergence Weed Control (pre-transplant, shielded/hooded spray, directed spray)	Refer to table 2	Up to 1.5 fl oz (0.024 lb. ai) per acre.
Restrictions		
DO NOT apply more than 3.2 fl oz (0.05 lb. ai) per acre per year.		
DO NOT apply more than 1.5 fl oz (0.024 lb. ai) per acre per application.		
DO NOT make more than 3 applications per year at reduced rates.		
DO NOT make applications less than 14 days apart.		
DO NOT apply within 6 days of harvest.		
DIRECTIONS FOR USE:		
Apply Carfentramax alone or as a tank mixture with other registered herbicides to emerged and actively growing weeds. For optimum performance, make applications to weeds up to 4 inches tall and rosettes less than 3 inches across. Use higher rates when treating more mature weeds or dense vegetative growth.		
Coverage is essential for good control.		
Pre-transplant burndown		
Carfentramax is a contact herbicide for pre-transplant burndown control of broadleaf weeds in tobacco. Apply Carfentramax as a broadcast application alone or as a tank mixture with other herbicides to emerged and actively growing weeds. Apply Carfentramax up to one (1) day prior to transplanting.		
Shielded spray or Hooded spray		
Apply Carfentramax using shielded sprayers or hooded sprayers to emerged and actively growing broadleaf weeds in tobacco from transplanting until layby. Shielded spray or hooded spray applications of Carfentramax or Carfentramax tank mixtures must utilize application equipment that prevents contact of spray solution with the tobacco plant. DO NOT allow spray solution to contact tobacco foliage or green stem tissue. Refer to the Hooded Sprayer Applications section of this label for additional specific use directions.		

(continued)

TOBACCO *(continued)*

Directed spray after first priming (Flue Cured Tobacco Only)

Apply Carfentramax as a directed spray application after the first priming in only flue cured tobacco only for the control of emerged and actively growing broadleaf weeds. Directed spray equipment must position nozzles a minimum of 3 to 4 inches above the soil, with nozzles directed underneath the crop canopy. Spray solution must be directed at the base of tobacco plants for minimal contact with foliage while maintaining maximum contact with broadleaf weeds that are at appropriate treatment size. **DO NOT** apply when conditions favor drift or wind is above 10 mph.

Adjuvant Requirements

Use adequate spray volume to achieve thorough coverage, but a minimum of 10 gallons of finished spray per acre is required. Use a quality crop oil concentrate (COC) at 1% v/v (1 gallon of COC per 100 gallons of spray solution).

Tank Mix

Carfentramax may be tank mixed with other herbicides registered for use on tobacco to provide additional weed control. For specific mixing instructions, refer to the Mixing and Loading Instructions under the PRODUCT INFORMATION section. Refer to the other product label for restrictions on tank mixing and observe all label precautions, instructions and rotational cropping restrictions.

For additional information refer to the PRODUCT INFORMATION section of the Carfentramax label.

TUBEROUS AND CORM VEGETABLES (Subgroup 1C & 1D) including: arracacha, arrowroot, artichoke (Chinese & Jerusalem), canna (edible), cassava (bitter & sweet), chayote (root), chufa, dasheen, ginger, leren, potato, sweet potato, taniel, turmeric, yam bean, yam (true),

Methods and Timing	Target Weeds	Rates
<p>Fallow Systems See the Fallow Systems section for directions for application.</p> <p>Preplant Burndown See the Preplant Burndown section for directions for application.</p>	Refer to table 2	Up to 2.0 fl oz (0.031 lb. ai) per acre.
<p>Harvest Aid</p>	Refer to table 2	3.2 to 5.8 fl oz (0.05 to 0.09 lb. ai) per acre. 2.0 – 5.8 fl oz with other registered potato desiccants.
Restrictions		
<p>DO NOT apply more than 11.6 fl oz of (0.181 lb. ai) per acre per year as a desiccant.</p> <p>For fallow systems and preplant burndown applications, DO NOT apply more than 2.0 fl oz (0.031 lb. ai) per acre per application.</p> <p>For harvest aid applications, DO NOT apply more than 5.8 fl oz (0.09 lb. ai) per acre per application.</p> <p>DO NOT make more than 5 applications per year at reduced rates.</p> <p>DO NOT make applications less than 7 days apart.</p> <p>DO NOT apply within 7 days of harvest.</p> <p>DO NOT apply when conditions favor drift.</p>		

(continued)

TUBEROUS AND CORM VEGETABLES (Subgroup 1C & 1D) (continued)

DIRECTIONS FOR USE

Apply Carfentramax alone or in a tank mix combination with other herbicides and insecticides as a fallow systems treatment, as a preplant burndown treatment and/or as a harvest aid to desiccate potatoes and those susceptible weeds that may be present.

Fallow Systems

Apply Carfentramax by ground or air alone or with other herbicides in the fallow period prior to planting or the emergence of any crop listed on this label to control or suppress weeds. For optimum performance, make applications to actively growing weeds up to 4 inches high or rosettes less than 3 inches across. **Coverage is essential for good weed control.**

Carfentramax may be utilized in Fallow Cropping Systems for chemical weed control to aid in moisture conservation between cropping periods.

Preplant Burndown

Apply Carfentramax alone or with other herbicides or liquid fertilizers as a burn-down treatment to control or suppress weeds. Carfentramax is effective as a burndown treatment for crops prior to new plantings. For optimum performance, make applications to actively growing weeds up to 4 inches high or rosettes less than 3 inches across. **Coverage is essential for good control.** Optimum broad-spectrum control of annual and perennial weeds requires a tank mix with a labeled burndown herbicides including glyphosate, glufosinate, paraquat, 2,4-D, or dicamba.

Harvest Aid Desiccation Application

Apply Carfentramax foliar to potatoes in the later stages of senescence for desiccation of potato foliage and vines. Carfentramax will also desiccate late season susceptible broadleaf weeds to aid in tuber harvest. Adequate desiccation is achieved within 14 days after the initial treatment is applied. If the potato crop is in the active vegetative growth stage when desiccation is initiated, two applications may be required to provide desiccation of leaf and stem tissue. Dense potato canopy, large plant size and environmental conditions not conducive to product absorption or activity will reduce initial application efficacy and increase the need for a second application. If a second application is necessary, apply at 7 to 14 days after the first application. **Thorough coverage of the potato plant to be desiccated is essential.** Use a sufficient volume of water to obtain thorough coverage of the potato leaves and vines.

(continued)

TUBEROUS AND CORM VEGETABLES (Subgroup 1C & 1D) (continued)

Ground Application (Fallow, Preplant Burndown and Harvest Aid)

Apply Carfentramax in at least 20 gallons of water per acre. Vary the spray volume and spray pressure as indicated by the density of the potato canopy and vines to assure thorough spray coverage. Increase the spray volume and pressure if the potato canopy is dense or under cool, cloudy or dry conditions. Increased spray volumes will enhance performance.

Aerial Application (Fallow, Preplant Burndown and Harvest Aid)

Apply Carfentramax with aerial equipment using 5 to 10 gallons of water per acre, using higher volumes when potato canopies and vines are dense. Adjust the nozzles to provide a uniform pattern and a droplet size of 350 to 450 microns.

Adjuvant Requirements

A nonionic surfactant (NIS), methylated seed oil (MSO), or crop oil concentrate (COC) or other suitable surfactant mixture is required. Use a nonionic surfactant (NIS) at 0.25% v/v (2 pints per 100 gallons of spray solution) having at least 80% active ingredient, or a methylated seed oil, or crop oil concentrate (COC)(petroleum or seed oil) at 1 to 2% v/v (1 to 2 gallons per 100 gallons of spray solution. The use of a high quality sprayable liquid nitrogen fertilizer at 2 to 4% v/v (2 to 4 gallons per 100 gallons spray solution) or ammonium sulfate (AMS) at the rate of 2 to 4 pounds per acre in addition to the nonionic surfactant methylated seed oil or crop oil is allowed.

Adjuvant rates must increase as spray volumes exceed 20 gallons per acre.

Tank Mix

Apply Carfentramax as a tank mix or as a sequential application with other potato desiccants. Refer to the other product's label for restrictions on tank mixing, and observe all label precautions, instructions and rotational cropping restrictions.

STORAGE AND DISPOSAL

DO NOT contaminate water, food or feed by storage or disposal.

Pesticide storage

DO NOT use or store in or around the home.

Keep out of reach of children and animals. Store in original containers only. Store in a cool, dry place and avoid excess heat. Carefully open containers. After partial use, replace lids and close tightly. **DO NOT** put formulated or dilute material into food or drink containers. **DO NOT** contaminate other pesticides, fertilizers, water, food, or feed by inappropriate storage or disposal.

To confine spill: Dike surrounding area, sweep up spillage. Dispose of in accordance with information given under Pesticide Disposal. Wash spill area with water, absorb with sand, cat litter or commercial clay, sweep up and dispose of in an approved manner. Place damaged container in a larger holding container. Identify contents per required hazardous waste labeling regulations.

Pesticide Disposal

Waste resulting from the use of this product may be disposed of at an approved waste disposal facility.

Container Handling

NONREFILLABLE CONTAINER (EQUAL TO OR LESS THAN 5 GALLONS):

DO NOT reuse or refill this container. Triple rinse container (or equivalent) promptly after emptying. Triple rinse as follows: Empty the remaining contents into application equipment or a mix tank and drain for 10 seconds after the flow begins to drip. Fill the container $\frac{1}{4}$ full with water and recap. Shake for 10 seconds. Pour rinsate into application equipment or a mix tank or store rinsate for later use or disposal. Drain for 10 seconds after the flow begins to drip. Repeat this procedure two more times. Offer for recycling, if available or reconditioning if appropriate or puncture and dispose of in a sanitary landfill, or by other procedures approved by state and local authorities.

(continued)

STORAGE AND DISPOSAL *(continued)*

NONREFILLABLE CONTAINER (GREATER THAN 5 GALLONS): **DO NOT** reuse or refill this container. Triple rinse container (or equivalent) promptly after emptying. Triple rinse as follows: Empty the remaining contents into application equipment or a mix tank. Fill the container $\frac{1}{4}$ full with water. Replace and tighten closures. Tip container on its side and roll it back and forth, ensuring at least one complete revolution, for 30 seconds. Stand the container on its end and tip it back and forth several times. Turn the container over onto its other end and tip it back and forth several times. Empty the rinsate into application equipment or a mix tank or store rinsate for later use or disposal. Repeat this procedure two more times. Offer for recycling, if available or reconditioning if appropriate or puncture and dispose of in a sanitary landfill, or by other procedures approved by state and local authorities.

REFILLABLE CONTAINER: Refill this container with pesticide only. **DO NOT** reuse this container for any other purpose. Cleaning the container before final disposal is the responsibility of the person disposing of the container. Cleaning before refilling is the responsibility of the refiller. To clean the container before final disposal, empty the remaining contents from this container into application equipment or mix tank. Fill the container about 10 percent full with water. Agitate vigorously or recirculate water with the pump for 2 minutes. Pour or pump rinsate into application equipment or rinsate collection system. Repeat this rinsing procedure two more times. Then offer for recycling if available or reconditioning if appropriate or puncture and dispose of in a sanitary landfill, or by incineration, or by other procedures approved state and local authorities.

WARRANTY AND LIMITATION OF DAMAGES

CONDITIONS OF SALE: To the extent consistent with applicable law, Sipcam Agro USA, Inc. warrants that this product conforms to the chemical description on the label and is reasonably fit for the purposes stated on the label when used in accordance with the directions under normal conditions of use. This warranty does not extend to the use of this product contrary to label instructions, or under abnormal use conditions, or under conditions not reasonably foreseeable to Sipcam Agro USA, Inc.

Sipcam Agro USA, Inc. disclaims all other warranties, express or implied. To the extent consistent with applicable law, Sipcam Agro USA, Inc. shall not be liable for consequential, special, or indirect damages resulting from the use or handling of this product, and Sipcam Agro USA, Inc.'s sole liability and buyer's and user's exclusive remedy shall be limited to the refund of the purchase price. buyer and user acknowledge and assume all risks and liability resulting from handling, storage and use of this product. Sipcam Agro USA, Inc. does not authorize any agent or representative to make any other warranty, guarantee or representation concerning this product.

CARFENTRAZONE-ETHYL GROUP 14 HERBICIDE

Carfentramax™

**INTENDED FOR AGRICULTURAL OR
COMMERCIAL USE**

ACTIVE INGREDIENT:	By Wt.
Carfentrazone-ethyl	21.58%
OTHER INGREDIENTS:	78.42%
TOTAL:	100.00%

This product contains 1.9 pounds active ingredient per gallon.

**KEEP OUT OF REACH
OF CHILDREN
CAUTION**

FIRST AID: IF SWALLOWED: Call a poison control center or doctor immediately for treatment advice. Have person sip a glass of water if able to swallow. **DO NOT** induce vomiting unless told to do so by a poison control center or doctor. **DO NOT** give anything by mouth to an unconscious person. **IF ON SKIN OR CLOTHING:** Take off contaminated clothing. Rinse skin immediately with plenty of water for 15 to 20 minutes. Call a poison control center or doctor for treatment advice. **HOTLINE NUMBER:** Have the product container or label with you when calling a poison control center or doctor or going for treatment. For information on this pesticide product (including general health concerns or pesticide incidents), call the National Pesticide Information Center at 1-800-858-7378, Monday through Friday, 8:00 AM to 12 PM Pacific Standard Time. In the event of a medical emergency, call your poison control center at 1-800-222-1222. **For Chemical Emergency:** Spill, Leak, Fire, Exposure, or Accident, Call CHEMTREC Day or Night. Within USA and Canada: 1-800-424-9300

See booklet for additional Precautionary Statements, and Directions for Use.

NET CONTENTS: 1 Quart (0.95 L)

Manufactured for:
SIPCAM AGRO USA, INC.
2525 Meridian Parkway
Durham, NC 27713

1 QT

9502660-000

EPA Reg. No.: 95009-2-60063

EPA Est. No.: 81134-CHN-1

EPA20230602 (12/23)



SIPCAM AGRO
USA, INC.

PEEL BACK BOOK HERE 

PF 224575

PROOF

THIS PROOF IS TO BE CHECKED FOR ACCURACY

Please review and approve **Text, Spelling, Copy Placement, Size, Shape, Colors** and **Dieline**.

Authorized signature accepts responsibility for accuracy of all copy, color break and artwork. Cimarron Label is not liable for any discrepancies subsequently identified.




PLEASE NOTE: Due to color variance between printers/monitors, the colors represented by this proof cannot be deemed accurate. Please refer to a color matching system such as the Pantone Matching System for a truer representation of spot colors.

THIS PROOF IS NOT ACCURATE FOR COLOR-MATCH.

Dieline does not print.



4201 North Westport Ave. • Sioux Falls, SD 57107
Phone: (605) 978-0451 • Fax: (605) 978-0463

DATE	JOB NUMBER	CUSTOMER
12/5/23	224575	SIPCAM
LABEL SIZE	BOOKLET SIZE	
5.125" x 3.625"	4.875" x 2.625"	
LABEL COLORS	BOOKLET OUTSIDE COLORS	BOOKLET INSIDE COLORS
 BLK CYAN MAG YELLOW	 BLK CYAN MAG YELLOW	 BLK
PATTERN VARNISH: <input checked="" type="checkbox"/> YES <input type="checkbox"/> NO		

Form: CS 006B - 3/29/2017

ARTWORK IS APPROVED

REVISED PROOF NEEDED

**WE CANNOT PROCESS
THIS ORDER WITHOUT AN
AUTHORIZED SIGNATURE**

Signed _____ Date _____